



Finish glossary


These colours are indicative only, subject to limitations in the printing process.




AB
Antique Brass




ABC
Aged Brushed Copper




ABZ
Antique Bronze




ALUM
Aluminium




BB
Bright Brass




BC
Bright Chrome




BSC
Brushed Satin Chrome




BZ
Bronze




B/MB
Black/Matte Black




CP
Chrome Plate




FB
Florentine Bronze




NP
Nickel Plate




ORB
Oil Rubbed Bronze




PB/BG
Polished Brass/Bright Gold




PVD-B
Physical Vapour Deposition - Black




SBC
Satin Black Chrome




SCP
Satin Chrome Plate




SE*
Silver



SNP
Satin Nickel Plate



SP
Satin Pearl






SSS
Satin Stainless Steel


Residential lock functions

*Contact Allegion or look online for coating type



Non-keyed locks

	Passage set Both handles always unlocked.
	Bathroom/bedroom privacy set Button or pin locking. Can be opened from outside with small pin.
	Single dummy trim Dummy trim for one side of door. Used for door pull or as matching inactive trim.


Keyed locks

	Entrance lock Key turn/push-button locking; turning/pushing inside button locks outside handle requiring use of key until button is manually unlocked.
---	--

Deadbolt locks

	Single cylinder and turn deadbolt Deadbolt thrown or retracted by key from outside or by inside turn unit. Bolt automatically deadlocks when fully thrown.
	Double cylinder deadbolt Deadbolt thrown or retracted by key from either side. Bolt automatically deadlocks when fully thrown.

NZ handing guide



V1.0