

RESIDENTIAL HARDWARE RANGE **25**



Reorder: **MNR25**



**PROUDLY
NZ OWNED
& OPERATED**

QUALITY ARCHITECTURAL HARDWARE FOR RESIDENTIAL AND COMMERCIAL PROJECTS.

Since 1928.

Founded in 1928, Miles Nelson is one of New Zealand's most trusted hardware companies and is proud to be 100% privately New Zealand owned and operated.

Based in Auckland, Miles Nelson distributes nationwide and internationally, and is well known for its quality product range, innovative design, and commitment to customer service.

Miles Nelson's long history as a manufacturer, coupled with in-house technical expertise and custom designed proprietary products means that our range is specifically designed and manufactured to suit the New Zealand market.

The use of quality materials, along with a range of high-quality finishes and a suite of styles, makes the Miles Nelson range the ideal choice for commercial and residential projects.



CONTENTS

	<i>Section 1.</i>
	Entrance Doors
12	Digital & Entry Locks
14	Pull Handles
17	Pull Handle Accessories
18	Entrance Gripsets
22	Gripset Accessories
23	Entrance Sets
25	Entrance Set Accessories
	<i>Section 2.</i>
	Door Handles
28	S-Range Levers
34	Milano Levers
42	Gait / EZSET Knobsets
44	Gait / EZSET Leversets
46	Handle Accessories
48	Deadbolts & Turnkits
52	Mortice Locks
	<i>Section 3.</i>
	Nightlatches & Rimlocks
56	Nightlatches
57	Rimlocks
	<i>Section 4.</i>
	Hinges
60	Radius Edge Hinges
61	Square Edge Hinges
62	Commercial Quickfix
63	Altherm - Vantage - First
64	Fairview - Fisher - Rylock
65	Vistalite - Nebulite - Fisher - Rylock - Nulook
	<i>Section 5.</i>
	Sliding Doors
68	Barndoor Kits
70	Cavity Sliders
73	Flush Pulls
74	Fingers Pulls

	<i>Section 6.</i>
	Rollers
78	Sliding Door Wheels
80	Sliding Door Carriage & Wheels
82	Sliding Door Axle Kits
82	Sliding Window Carriage & Wheel
	<i>Section 7.</i>
	French & Double Doors
86	Flush Bolts
88	Flush Lever Bolts
89	Socket Bolts, Neck Bolts, Cabin Hooks
	<i>Section 8.</i>
	Padlocks & Lock Boxes
92	Padlocks
95	Lock Boxes
	<i>Section 9.</i>
	Door Stops
98	Wall Mount Door Stops
102	Floor Mount Door Stops
104	Overhead / Hook Door Stops
105	Magnetic / Holding Door Stops
106	Latching Door Stops
	<i>Section 10.</i>
	Hooks
110	Hooks
	<i>Section 11.</i>
	Cabinet Hardware
114	Cabinet Hardware & Handles
	<i>Section 12.</i>
	Bannister Brackets
118	Lumos® Bannister Bracket
120	Bannister Brackets

	<i>Section 13.</i>
	Window Fittings
126	Casement Stays
127	Fanlight Stays
128	Fittings for Steel Windows
129	Telescopic Stays
130	Window Fasteners
	<i>Section 14.</i>
	Safety & Security
136	Safety & Security
	<i>Section 15.</i>
	Bathroom
140	Casa Classica Range
141	Rinnova / Quadrato Range
142	Economy Range
143	Towel Rail Brackets
144	Towel Rail Tubing
146	Grab Rails
147	Indicator Bolts
	<i>Section 16.</i>
	Kickplates & Letters
150	Kick Plates
151	House Numbers & Letters
	<i>Section 17.</i>
	Inox
154	Inox
	<i>Section 18.</i>
	Commercial
158	MNC Door Closers
160	MNC Lever Kits
	<i>Section 19.</i>
	Warranty Information
162	Warranty Information

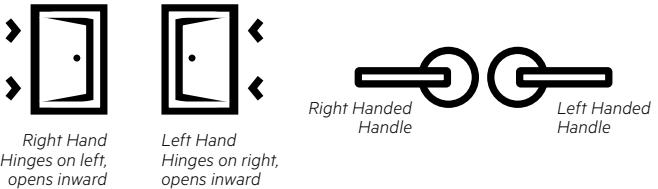


Thickness of the door

Most interior door thicknesses range from 33-40mm. Exterior door thicknesses are between 40-45mm. Both Milano & S-Range are suitable for door thickness: 32-45mm. If your door's thickness differs from these standards, you may need to purchase conversion components to ensure the hardware will work with your door.

Door handing

Stand on the secure side of the door (where you would insert your key, or an unlocking tool if it was a privacy set). For interior doors you should stand on the side that you would enter from, i.e. In the hall if opening a hall cupboard door, in the bedroom if the door opens to an ensuite and in the hall if opening into a living room.



THINGS TO CONSIDER

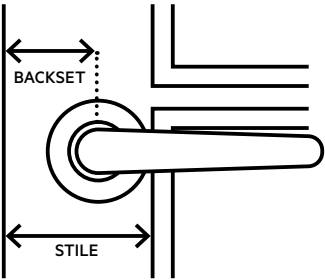
Types of door functions	
Entrance:	Exterior doors – internal locking with turn or button, key access from outside.
Deadbolt:	Single cylinder key and turn or double cylinder key locking from both sides of the door.
Passage:	For general interior or hallway doors (non-locking operation).
Privacy:	For bedroom or bathroom doors (internal locking, emergency access from outside).
Dummy:	For wardrobe and cupboard doors (fixed lever).

Replacing hardware

If you are looking to replace hardware on an existing door, or a door with pre-drilled holes, you'll need to measure the diameter of the holes and make sure that the hardware rosette will cover the openings.

Measure the backset: the distance from the door edge to the centre of the handle or key barrel and the width of the door stile: which is the vertical panel at the edge of a frame and glass panel door, where the door hardware is installed.

The width of the door stile is important when selecting a lock or handle with the correct backset, particularly if the door is paneled as this reduces the available area to install hardware.



FINISH GLOSSARY

















When choosing a finish, keep in mind that oil-rubbed bronze, antique bronze and copper are all living finishes that will change over time. Polished brass can tarnish if used outside, to avoid tarnishing it is best to keep it clean and wax it lightly with an appropriate product. Another exterior option to consider is stainless steel.

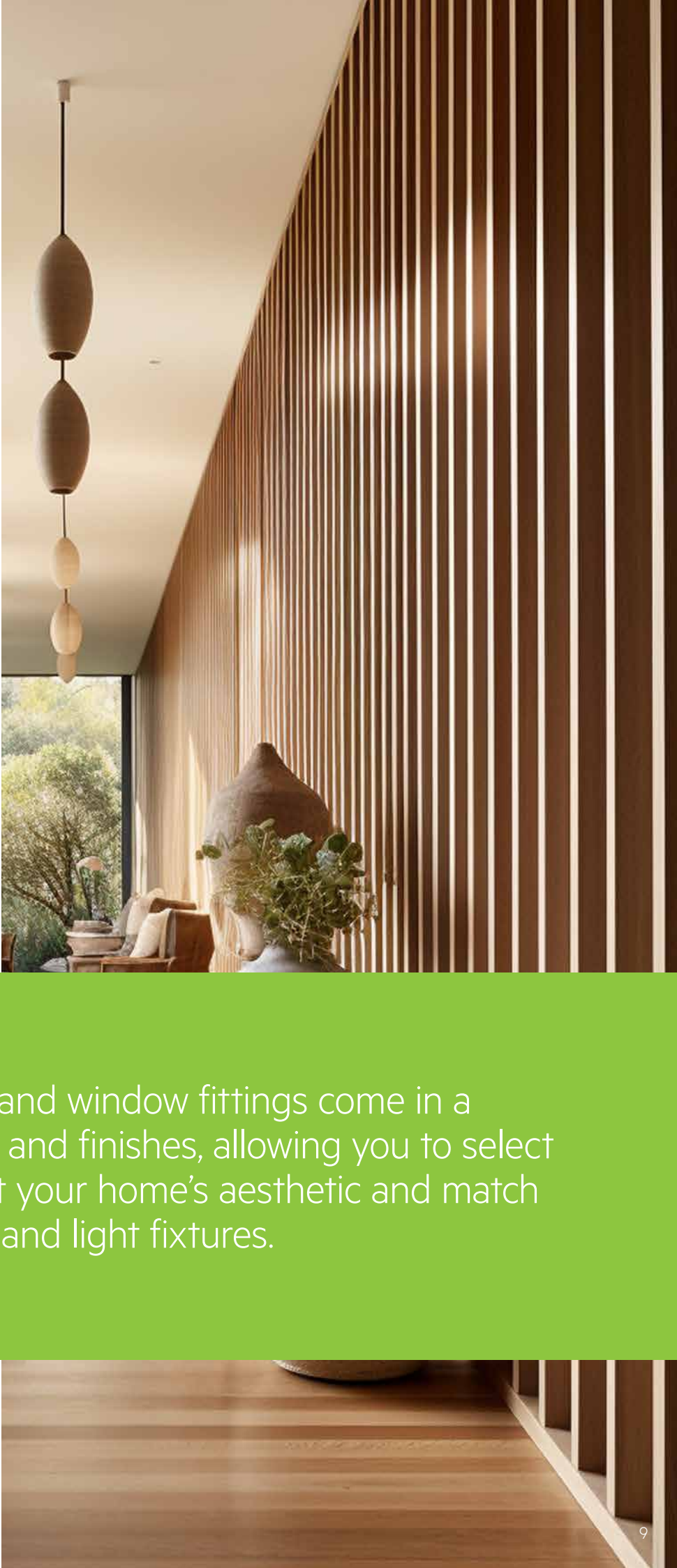
There are two standard grades of stainless steel: 304 for exterior use in non-coastal areas and 316 for exterior use in properties within 500m of the ocean.

This is especially important to consider in New Zealand with our close proximity to the ocean. Stainless steel can also be cleaned using an appropriate cleaner.

For a clean, contemporary look we also offer the recently launched range of entry and internal door hardware and door stops in a matt black finish.

Please refer to the common finishes glossary below and listed with each product when making your selection.

Antique Bronze		Polished Stainless Steel	
Black Chrome		Powder Coat White	
Brass Finish		Satin Anodised	
Chrome Plate		Satin Chrome	
Copper		Satin Graphite	
Florentine Bronze		Satin Nickel	
Gold		Stainless Steel	
Matt Black		Uncoated Raw Material	



Door hardware and window fittings come in a variety of styles and finishes, allowing you to select options that suit your home’s aesthetic and match other hardware and light fixtures.



01

ENTRANCE DOORS

Welcome visitors with hardware that combines style and security. Our entrance door hardware collection includes everything you need for a seamless entryway experience: digital and entry locks, pull handles, gripsets, and a full range of accessories. Each piece is crafted to handle the demands of residential spaces, delivering both reliability and a polished look.

From digital locks to sturdy pull handles, our range offers a variety of options to suit any home aesthetic. Whether you're looking to increase security, improve functionality, or make a lasting first impression, our entrance hardware is built to withstand daily use and elevate any entryway. Simple to install and designed to last, this collection provides the perfect balance of form, function, and style for office buildings, retail spaces, and beyond.



MN9000 Digital Entry Lock

The MN9000 electronic lock from Miles Nelson® offers perfect levels of security and convenience to the home owner. It is easy to programme and lets you create personal and temporary electronic keys that will allow access. It features 4 access methods - key, pin, remote or fob. Add up to 50 user codes at any one time. You can add 3 management master codes.

3 YEAR WARRANTY

- Access your home by 4 way access - key, pin, remote or fob
- Palm touch - Illuminated touch pad
- High IP65 rating for water and dust ingress resistance
- Glass screen / UV protected
- Suits aluminium and timber doors 38 - 50mm thick
- Supplied with a 70mm backset that requires a minimum 110mm stile width
- 3 year warranty
- Supplied with 2 x mechanical keys, 3 x fobs, 2 x remotes, batteries included
- Unit dimensions: w 75 x h 195 x d 30mm. Handle projection 70mm
- Illuminating touch pad
- 4 way access: Pin, fob, remote & key
- Glass UV reflective front provides protection against heat, fading & sun damage
- High IP65 rating for water and dust resistance
- Up to 50 user codes

Digital Lock

Code	Description
MN9000L	Left hand
MN9000R	Right Hand

Additional Accessories

Code	Description
MN9000REMOTE	Remote
MN9000FOB	Fob



D-Lock Digital Entry Lock

- Narrow style design
- Backlit touch screen / Auto locking option
- WiFi gateway available for remote access management (Wifi only available with MNHUB)
- Programs up to 150 codes
- IP55 weather rated
- 4 point locking compatible
- Accessible by code, bluetooth, WiFi, fob, and key
- Suits aluminium and timber doors
- Suits doors 35-65mm thick
- Matt black finish (Electroplated)
- Comes with 7265S lock body

Code	Description	Finish
MN7030BLK	D-Lock Digital Matt Black With 30mm Backset	Matt Black
MN7035BLK	D-Lock Digital Matt Black With 35mm Backset	Matt Black
MN7045BLK	D-Lock Digital Matt Black With 45mm Backset	Matt Black
MN7060BLK	D-Lock Digital Matt Black With 60mm Backset	Matt Black
MNHUB	Digital Wifi Gateway Including Plug (Not included with lock)	Matt White
MNFOB	Spare Entry Fob	Black Plastic
MN7000BLK	D-Lock Digital Handle Set Matt Black (Without Lock Body)	Matt Black
MN7000BPBLK	D-Lock Digital Backing Cover Plate For 54mm Hole (Pair)	Matt Black

2 TWO YEAR ELECTRIC & MECHANICAL WARRANTY



Entry Locks

The Ranger 3 'n' 1 Entry Lockset

The Miles Nelson® Ranger 3'n'1 combines the latest in door hardware design that incorporates a lockset, deadbolt and passage functions all in one set.

Secure Function - Secure your home while away with the double cylinder deadlock

Safety Function - Snib the handles while at home for safety and privacy

Passage Function - Free separating passage handles for everyday convenience

5 YEAR WARRANTY

- Snib locking, deadbolt and passage functions
- Made from zinc diecast
- Satin Chrome finish
- 3 x keys supplied (all keyed alike - C4 keyway)
- Tested 200,000 cycles
- Reversible handing
- 3 year warranty
- Adjustable 60/70mm backset - Separate tubular latch and bolt
- Suits 2 x 54mm fitting holes
- Overall face plate dimension 198mm (h) x 65mm (w)
- Fitting template included

Code	Description	Finish
698SC	Three in one entry lock set	Satin Chrome



Doorbot Digital Deadbolt

- Suitable for use with a door knob and/or pull handle
- Backlit touch screen / auto locking option
- WiFi gateway available for remote access management (With MNHUB)
- Programs up to 150 codes
- IP55 weather rated
- Accessible by code, bluetooth, WiFi (MNHUB), fob, and key
- Suits aluminium and timber doors
- Suits doors 35-55mm thick
- Easy 54mm hole installation
- 60 / 70mm adjustable backset
- Matt black finish (Electroplated)

Doorbot

Code	Description	Finish
MN8000BLK	Doorbot Digital Deadbolt 60/70mm Adjustable Backset	Matt Black
MN8000BLK-KIT	Doorbot Digital Entry Kit - Deadbolt With Pull Handle And Latch Turn Kit (MN8000BLK + 781SS600BLK + 452RDPTBLK + MIL325)	Matt Black
MNHUB	Digital Wifi Gateway Including Plug (Not included with lock)	Matt White
MNFOB	Spare Entry Fob	Black Plastic

2 TWO YEAR ELECTRIC & MECHANICAL WARRANTY





Pull Handles

All handles include nylon buffers and 12mm bushes for glass mount

M2 Pull Handle

- Grip size: 25 x 13mm

316 MARINE GRADE STAINLESS STEEL 10 YEAR WARRANTY

Code	Description	Finish
782SS300	Size: 300mm, centre to centre: 250mm	Stainless Steel
782SS450	Size: 450mm, centre to centre: 400mm	Stainless Steel
782SS600	Size: 600mm, centre to centre: 550mm	Stainless Steel
782SS900	Size: 900mm, centre to centre: 850mm	Stainless Steel



M3 Offset Pull Handle

- 316 marine grade stainless steel tube
- Back to back pair
- Suits door thickness: 40-52mm
- Grip size: 25 x 25mm
- Fixings supplied

316 MARINE GRADE STAINLESS STEEL 10 YEAR WARRANTY

Code	Description	Finish
783SS600	Size: 600mm, centre to centre: 575mm	Stainless Steel
783SS600BLK	Size: 600mm, centre to centre: 575mm	Matt Black



M3 Torch Pull Handle

- 316 marine grade stainless steel tube
- Back to back pair
- Suits door thickness: 40-52mm
- Grip size: 25mm
- Fixings supplied

316 MARINE GRADE STAINLESS STEEL 10 YEAR WARRANTY

Code	Description	Finish
784SS	Size: 530mm, centre to centre: 250mm	Stainless Steel



M3 Round Pull Handle

- 316 marine grade stainless steel tube
- Back to back pair
- Suits door thickness: 40-52mm
- Grip size: 32mm diameter
- Fixings supplied

316 MARINE GRADE STAINLESS STEEL 10 YEAR WARRANTY

Code	Description	Finish
785SS450	Size: 450mm, centre to centre: 300mm	Stainless Steel
785SS600	Size: 600mm, centre to centre: 450mm	Stainless Steel
785SS600BLK	Size: 600mm, centre to centre: 450mm	Matt Black



M3 Square Pull Handle

- 316 marine grade stainless steel tube
- Back to back pair
- Suits door thickness: 40-52mm
- Grip size: 25 x 25mm
- Fixings supplied

316 MARINE GRADE STAINLESS STEEL 10 YEAR WARRANTY

Code	Description	Finish
786SS450	Size: 450mm, centre to centre: 300mm	Stainless Steel
786SS600	Size: 600mm, centre to centre: 450mm	Stainless Steel

M1 Pull Handle

- Grip size: 40 x 20mm

Code	Description	Finish
781SS300	Size: 300mm, centre to centre: 260mm	Stainless Steel
781SS450	Size: 450mm, centre to centre: 410mm	Stainless Steel
781SS600	Size: 600mm, centre to centre: 560mm	Stainless Steel
781SG600	Size: 600mm, centre to centre: 560mm - Electroplated	Satin Graphite
781SS600BLK	Size: 600mm, centre to centre: 560mm - Electroplated	Matt Black
781SS900	Size: 900mm, centre to centre: 860mm	Stainless Steel
781SS1200	Size: 1200mm, centre to centre: 1160mm	Stainless Steel

DURABLE ELECTROPLATED FINISH 316 MARINE GRADE STAINLESS STEEL 10 YEAR WARRANTY





Slimline Offset Pull Handle

- 304 stainless steel
- 420mm overall
- Grip size: 19mm diameter
- 300mm centre to centre

QUALITY STAINLESS STEEL

Code	Description	Finish
9811908SS	19mm x 300mm	Stainless Steel



Copper Back to Back Pull Handles

- 600mm overall length
- 400mm centre to centre
- Round – 38mm diameter
- Square – 38 x 38mm
- Grip size: 38mm
- Heavy walled copper
- Designed to age naturally
- Unlacquered finish

10 YEAR WARRANTY

Code	Description	Finish
626SBR600	Square handle - Pair	Copper
719SBLK	Round handle - Pair	Copper

Pull Handle Accessories

Safety Chain – Steel

- Designed to be strong, secure and easy to use
- DIY friendly installation
- Fixings supplied

5 YEAR WARRANTY



Code	Description	Finish
217CP	Safety chain	Chrome Plated

Door Guard

- Simple flip open and close operation
- Fixings supplied

5 YEAR WARRANTY



Code	Description	Finish
707SC	Door guard	Satin Chrome
707BR	Door guard	Brass

Door Viewer

- 200 degree viewing angle
- Suits door thickness: up to 55mm
- 20mm diameter
- Drill size 16mm

5 YEAR WARRANTY



Code	Description	Finish
707BR	Door viewer	Satin Chrome
GTDV004	Door viewer (Fire Door Approved)	Satin Chrome
709BR	Door viewer	Brass

Latch Turn Kits

- Double turns and tubular latch
- Can work with pull handle and deadbolt to latch door shut
- 60mm backset

5 YEAR WARRANTY



Pictured: 719SSN

Code	Description	Finish
719RSN	Round rose	Satin Nickel
719RSG	Round rose	Satin Graphite
719RBLK	Round rose	Matt Black
719SSN	Square rose	Satin Nickel
719SSG	Square rose	Satin Graphite
719SBLK	Square rose	Matt Black



Pictured: 716SNRLK60

Pull Handle Lock Kit

5 YEAR WARRANTY

- Provides a secure latch with turns both sides for doors with pulls
- 60mm backset / 85mm centre from keyway to spindle
- Corrosion resistant stainless faceplate style
- Security deadbolt
- Excludes euro cylinder
- Suits up to 49mm door when used with a 70mm Euro cylinder

LOCKABLE WITH KEY

Code	Description	Finish
716SNRLK60	Round rose	Satin Nickel
716SGRLK60	Round rose	Satin Graphite
716BLKRLK60	Round rose	Matt Black
716SNSLK60	Square rose	Satin Nickel
716SGSLK60	Square rose	Satin Graphite
716BLKSLK60	Square rose	Matt Black
720SS	Rebate kit	Stainless Steel

Note: Face plate and strike plate supplied in stainless steel finish only.

Euro Cylinder

- C4 profile keyway / 6 pin
- 3 keys supplied

5 YEAR WARRANTY



Code	Description	Finish
717SG70KD	Cylinder and turn 70mm	Satin Graphite
717BLK70KD	Cylinder and turn 70mm	Matt Black
717SN70KD	Cylinder and turn 70mm	Satin Nickel

Double Turn

- Projection 10mm
- Rose diameter 55mm
- Square 55 x 55mm

5 YEAR WARRANTY



Code	Description	Finish
452RDPTSN	Round rose	Satin Nickel
452RDPTSG	Round rose	Satin Graphite
452RDPTBLK	Round rose	Matt Black
452SDPTSN	Square rose	Satin Nickel
452SDPTSG	Square rose	Satin Graphite
452SDPTBLK	Square rose	Matt Black



Capri Gripsets



- Single Cylinder Deadbolt
- 60-70mm backset
- 35-45mm door thickness
- Key and turn
- Solid Brass External Handle

Code	Finish
EZ400CABASC	Satin Chrome
EZ400CABABLK	Matt Black

25

YEAR MECHANICAL WARRANTY



- Double Cylinder Deadbolt
- 60-70mm backset
- 35-45mm door thickness
- Key and key
- Solid Brass External Handle

Code	Finish
EZ410CABASC	Satin Chrome
EZ410CABABLK	Matt Black

25

YEAR MECHANICAL WARRANTY



- Single Cylinder Deadbolt
- 60-70mm backset
- 35-45mm door thickness
- Key and turn
- Solid Brass External Handle

Code	Finish
EZ400CAHNSC	Satin Chrome
EZ400CAHNBK	Matt Black

25

YEAR MECHANICAL WARRANTY



- Double Cylinder Deadbolt
- 60-70mm backset
- 35-45mm door thickness
- Key and key
- Solid Brass External Handle

Code	Finish
EZ400CAHNBLK	Satin Chrome
EZ410CAHNBLK	Matt Black

25

YEAR MECHANICAL WARRANTY



- Single Cylinder Deadbolt
- 60-70mm backset
- 35-45mm door thickness
- Key and turn
- Solid Brass External Handle

25

YEAR MECHANICAL WARRANTY

Code	Finish
EZ400CACESC	Satin Chrome



- Double Cylinder Deadbolt
- 60-70mm backset
- 35-45mm door thickness
- Key and key
- Solid Brass External Handle

5

YEAR MECHANICAL WARRANTY

Code	Finish
EZ410CACESC	Satin Chrome




- Digital Manual Drive Single Cylinder Deadbolt
- 60-70mm backset
- 35-45mm door thickness
- Key and turn
- Solid Brass External Handle

2

TWO YEAR ELECTRIC & MECHANICAL WARRANTY

Code	Finish
KE400CABABLK	Matt Black



- Digital Manual Drive Single Cylinder Deadbolt
- 60-70mm backset
- 35-45mm door thickness
- Key and turn
- Solid Brass External Handle


2

TWO YEAR ELECTRIC & MECHANICAL WARRANTY

Code	Finish
KE400CAHNBLK	Matt Black



Mayfair Gripsets




Mayfair Gripset + Bala Internal Knob

- Single Cylinder Deadbolt
- 60-70mm backset
- 35-45mm door thickness
- Key and turn
- Solid Brass External Handle

25 YEAR MECHANICAL WARRANTY

Code	Finish
EZ400MABASC	Satin Chrome
EZ400MABABLK	Matt Black




Mayfair Gripset + Bala Internal Knob

- Double Cylinder Deadbolt
- 60-70mm backset
- 35-45mm door thickness
- Key and key
- Solid Brass External Handle

25 YEAR MECHANICAL WARRANTY

Code	Finish
EZ410MABASC	Satin Chrome
EZ410MABABLK	Matt Black




Mayfair Gripset + Hawthorn Internal Lever

- Single Cylinder Deadbolt
- 60-70mm backset
- 35-45mm door thickness
- Key and turn
- Solid Brass External Handle

25 YEAR MECHANICAL WARRANTY

Code	Finish
EZ400MAHNSC	Satin Chrome
EZ400MAHNBLK	Matt Black



Mayfair Gripset + Hawthorn Internal Lever

- Double Cylinder Deadbolt
- 60-70mm backset
- 35-45mm door thickness
- Key and key
- Solid Brass External Handle

25 YEAR MECHANICAL WARRANTY

Code	Finish
EZ410MAHNSC	Satin Chrome
EZ410MAHNBLK	Matt Black





Mayfair Gripset + Cambridge Internal Lever

- Double Cylinder Deadbolt
- 60-70mm backset
- 35-45mm door thickness
- Key and key
- Solid Brass External Handle

25 YEAR MECHANICAL WARRANTY

Code	Finish
EZ410MACESC	Satin Chrome



Mayfair Gripset + Cambridge Internal Lever

- Double Cylinder Deadbolt
- 60-70mm backset
- 35-45mm door thickness
- Key and key
- Solid Brass External Handle

25 YEAR MECHANICAL WARRANTY

Code	Finish
EZ410MAHNSC	Satin Chrome
EZ410MAHNBLK	Matt Black



Mayfair Gripset + Cambridge Internal Lever

- Single Cylinder Deadbolt
- 60-70mm backset
- 35-45mm door thickness
- Key and turn
- Solid Brass External Handle

25 YEAR MECHANICAL WARRANTY

Code	Finish
EZ400MACESC	Satin Chrome




Mayfair Gripset + Hawthorn Internal Lever + Digital Manual Drive Deadbolt

- Single Cylinder Deadbolt
- 60-70mm backset
- 35-45mm door thickness
- Key and turn
- Solid Brass External Handle

25 YEAR MECHANICAL WARRANTY

Code	Finish
KE400MAHNSC	Satin Chrome
KE400MAHNBLK	Matt Black



Gripset Accessories



Entrance Gripset Screw Cover

Code	Finish
EZ400CAPSCP	Satin Chrome
EZ400CAPBLK	Matt Black

5 YEAR WARRANTY



Bala Internal Knob for Entrance Gripsets

Code	Finish
EZ400INTKNOBSCP	Satin Chrome
EZ410CABABLK	Matt Black


5 YEAR WARRANTY



Hawthorn Lever for Entrance Gripset

Code	Finish
EZHNINTERSCP	Satin Chrome
EZ400INTKNOBBLK	Matt Black

5 YEAR WARRANTY



60-70mm Adjustable Spring Latch

Code	Finish
EZ9084SS	Stainless Steel

5 YEAR WARRANTY

Entrance Sets



Bala Entrance Knobset

- Keyed alike
- 60-70mm backset
- 35-45mm door thickness

25 YEAR MECHANICAL WARRANTY

Code	Description	Finish
EZ300BAALSS	Single Cylinder Deadbolt	Stainless Steel
EZ310BAALSS	Double Cylinder Deadbolt	Stainless Steel
EZ300BAALAB	Single Cylinder Deadbolt	Antique Bronze
EZ310BAALAB	Double Cylinder Deadbolt	Antique Bronze
EZ300BAALPB	Single Cylinder Deadbolt	Brass
EZ310BAALPB	Double Cylinder Deadbolt	Brass



Olympus Entrance Knobset

- Keyed alike
- 60-70mm backset
- 35-45mm door thickness

25 YEAR MECHANICAL WARRANTY

Code	Description	Finish
EZ3000SALSS	Single Cylinder Deadbolt	Stainless Steel
EZ3100SALSS	Double Cylinder Deadbolt	Stainless Steel



Hawthorn Entrance Leverset

- Keyed alike
- 60-70mm backset
- 35-45mm door thickness

25 YEAR MECHANICAL WARRANTY

Code	Description	Finish
EZ300HNALBLK	Single Cylinder Deadbolt	Matt Black
EZ310HNALBLK	Double Cylinder Deadbolt	Matt Black
EZ300HNALSN	Single Cylinder Deadbolt	Satin Nickel
EZ300HNALSN	Double Cylinder Deadbolt	Satin Nickel



Cambridge Entrance Leverset

- Keyed alike
- 60-70mm backset
- 35-45mm door thickness

25 YEAR MECHANICAL WARRANTY

Code	Description	Finish
EZ300CEALSC	Single Cylinder Deadbolt	Satin Chrome
EZ310CEALSC	Double Cylinder Deadbolt	Satin Chrome





Hawthorn Entrance Leverset + Digital Manual Drive Deadbolt

- Keyed alike
- 60-70mm backset
- 35-45mm door thickness

2 TWO YEAR ELECTRIC & MECHANICAL WARRANTY

Code	Description	Finish
KE300HNBLK	Single Cylinder Deadbolt	Matt Black
KE300HNSN	Single Cylinder Deadbolt	Satin Nickel
KE300CESC	Single Cylinder Deadbolt	Satin Chrome



Single Cylinder Deadbolts

- 60-70mm backset
- 35-45mm door thickness

2 TWO YEAR ELECTRIC & MECHANICAL WARRANTY

Code	Description	Finish
KEPD10S01SN	Single Cylinder Deadbolt	Satin Nickel
KEPD10S01BLK	Single Cylinder Deadbolt	Matt Black
KEPD10S01SC	Single Cylinder Deadbolt	Satin Chrome



Deadbolt Turn

5 YEAR WARRANTY

Code	Description	Finish
EZ200TURNSCP	Deadbolt turn	Satin Chrome
EZ200TURNPB	Deadbolt turn	Brass
EZ200TURNAB	Deadbolt turn	Antique Bronze
EZ200TURNBLK	Deadbolt turn	Matt Black



Backset Deadbolt Latch

5 YEAR WARRANTY

Code	Description	Finish
EZ9092SS	127mm Latch	Stainless Steel
EZ9091SS	60-70mm Adjustable Latch	Stainless Steel
EZ9091PB	60-70mm Adjustable Latch	Brass
EZ9091AB	60-70mm Adjustable Latch	Antique Bronze
EZ9091BLK	60-70mm Adjustable Latch	Matt Black

Entrance Set Accessories



Single Cylinder Deadbolts

- 35-45mm door thickness
- 60mm – 70mm Adjustable Backset

25 YEAR MECHANICAL WARRANTY

Code	Description	Finish
EZ200BALSS	Single Cylinder	Stainless Steel
EZ200BALSSBP	Single Cylinder - Box pack	Stainless Steel
EZ200BALSSKABP	Single Cylinder - Box pack - Keyed alike	Stainless Steel
EZ200BALPB	Single Cylinder	Brass
EZ200BALPBBP	Single Cylinder - Box pack	Brass
EZ200BALAB	Single Cylinder	Antique Bronze
EZ200BALABBP	Single Cylinder - Box pack	Antique Bronze
EZ200BALBLK	Single Cylinder	Matt Black
EZ200BALBLKBP	Single Cylinder - Box pack	Matt Black



Double Cylinder Deadbolts

- 35-45mm door thickness
- 60mm – 70mm Adjustable Backset

25 YEAR MECHANICAL WARRANTY

Code	Description	Finish
EZ210BALSS	Double Cylinder	Stainless Steel
EZ210BALSSBP	Double Cylinder - Box pack	Stainless Steel
EZ210BALSSKABP	Double Cylinder - Box pack - Keyed alike	Stainless Steel
EZ210BALPB	Double Cylinder	Brass
EZ210BALPBBP	Double Cylinder - Box pack	Brass
EZ210BALAB	Double Cylinder	Antique Bronze
EZ210BALABBP	Double Cylinder - Box pack	Antique Bronze
EZ210BALBLK	Double Cylinder	Matt Black
EZ210BALBLKBP	Double Cylinder - Box pack	Matt Black



Deadbolt Screws

5 YEAR WARRANTY



Single Cylinder Extension Pack

5 YEAR WARRANTY

Code	Finish
EZ200EXTPACKSS	Stainless Steel
EZ200EXTPACKPB	Brass
EZ200EXTPACKAB	Antique Bronze



Extended Double Cylinder Deadbolt Tail Bar Outside

5 YEAR WARRANTY

Code	Description
EZ210EXTBO	Outside
EZ210EXTBI	Inside



Deadbolt Strike Plate

- 28.4mm x 69.8mm

5 YEAR WARRANTY

Code	Description	Finish
EZ9111SS	Deadbolt turn	Stainless Steel
EZ9111PB	Deadbolt turn	Brass
EZ9111AB	Deadbolt turn	Antique Bronze
EZ9111BLK	Deadbolt turn	Matt Black



Strike Plate Packer

5 YEAR WARRANTY



75mm EZSET Single Cylinder Tail Bar

5 YEAR WARRANTY

Code	Finish
EZ200EXTB75	Matt Black

Code	Description
EZ9101PACKER	22mmW x 72mmH x 10mmD



02

DOOR HANDLES

Miles Nelson's door handles collection brings together quality and style for every residential need. Featuring a range of levers like our popular S-Range and Milano series, alongside durable Gait and EZSET knobsets and leversets, this collection offers reliable options for any environment. Our door handles are crafted for comfort and ease of use, with finishes that complement both modern and classic interiors.

From deadbolts and turnkits to mortice locks, each piece in this collection is built with reliability in mind, ensuring dependable security and long-lasting performance. With an array of handle accessories available, it's simple to find the right fit for any door type, creating a cohesive look across your space.

S-Range

The S-Range consists of a collection of contemporary lever designs in trendy finishes. Together with a unique interlocking system the S-Range provides a quality durable handle solution.

The base rosette is 65mm in diameter, making it an ideal handle for a retro-fit /DIY job, covering existing holes and marks. The range comes standard with a round rosette cover, however a matching square rosette is also available to purchase as an accessory.

All lever styles are available in:

- Passage Set**
Includes lever set and tubular latch, (furniture only)
- Integrated Privacy Set**
Includes privacy lever set and privacy tubular latch

Dummy Handle
Includes fixed dummy lever, face fixed, non-handed, (one handle only).

- S-Range handles are non-handed and fit both left and right handed doors
- Fits 54mm existing hole sizes. Ideal for retro fits
- The Integrated Privacy Set has an auto release function that deactivates the lock by simply pushing the inside handle down.



Square Rosette Cover

All S-Range handles are supplied with a round rosette. Square rosette covers are available separately in any of the finishes.

- Features unique locking lugs to ensure it remains square on the door.

10 YEAR MECHANICAL WARRANTY

Code	Description	Finish
SCOVER	Pair - Passage and Dummy - 65 x 65mm	Satin Chrome
SCOVERBLK	Pair - Passage and Dummy - 65 x 65mm	Matt Black
SCOVERSG	Pair - Passage and Dummy - 65 x 65mm	Satin Graphite
SPCOVER	Pair - Privacy - 65 x 65mm	Satin Chrome
SPCOVERBLK	Pair - Privacy - 65 x 65mm	Matt Black
SPCOVERSG	Pair - Privacy - 65 x 65mm	Satin Graphite



S-Range Drill Template

- 54mm hole
- 65mm Round or square rosette
- Door thickness 32-45mm
- Adjustable backset 60-70mm
- 25mm latch hole



**DURABLE
ELECTROPLATED
FINISH**

The Matt Black and Satin Graphite finishes are electro plated, giving a durable, long lasting finish.



S-Range

Satin Chrome

Sienna Lever

- Satin Chrome finish only
- Handle length 120mm
- Projection 60mm
- Rose diameter 65mm
- Hole diameter 54mm

10 YEAR MECHANICAL WARRANTY



Passage / Dummy Set



Integrated Privacy Set



Pictured with square rosette cover

Code	Function	Finish
SIE101	Passage	Satin Chrome
SIE102	Integrated Privacy	Satin Chrome
SIE103	Dummy	Satin Chrome

Skyler Lever

- Handle length 120mm
- Projection 60mm
- Rose diameter 65mm
- Hole diameter 54mm

10 YEAR MECHANICAL WARRANTY



Passage / Dummy Set



Integrated Privacy Set



Pictured with square rosette cover

Code	Function	Finish
SKY101	Passage	Satin Chrome
SKY102	Integrated Privacy	Satin Chrome
SKY103	Dummy	Satin Chrome



S-Range



S-Range

Satin Chrome

Shiloh Lever

- Satin Chrome finish only
- Handle length 120mm
- Projection 60mm
- Rose diameter 65mm
- Hole diameter 54mm

10 YEAR MECHANICAL WARRANTY



Passage / Dummy Set



Integrated Privacy Set



Pictured with square rosette cover

Code	Function	Finish
SHI101	Passage	Satin Chrome
SHI102	Integrated Privacy	Satin Chrome
SHI103	Dummy	Satin Chrome

Sara Lever

- Handle length 120mm
- Projection 60mm
- Rose diameter 65mm
- Hole diameter 54mm

10 YEAR MECHANICAL WARRANTY



Passage / Dummy Set



Integrated Privacy Set



Pictured with square rosette cover

Code	Function	Finish
SAR101	Passage	Satin Chrome
SAR102	Integrated Privacy	Satin Chrome
SAR103	Dummy	Satin Chrome

Matt Black

Skyler Lever

- Handle length 120mm
- Projection 60mm
- Rose diameter 65mm
- Hole diameter 54mm

10 YEAR MECHANICAL WARRANTY

Code	Function	Finish
SKY101BLK	Passage	Matt Black
SKY102BLK	Integrated Privacy	Matt Black
SKY103BLK	Dummy	Matt Black



Sara Lever

- Handle length 120mm
- Projection 60mm
- Rose diameter 65mm
- Hole diameter 54mm

10 YEAR MECHANICAL WARRANTY

Code	Function	Finish
SAR101BLK	Passage	Matt Black
SAR102BLK	Integrated Privacy	Matt Black
SAR103BLK	Dummy	Matt Black



Satin Graphite

Sara Lever

- Handle length 120mm
- Projection 60mm
- Rose diameter 65mm
- Hole diameter 54mm

10 YEAR MECHANICAL WARRANTY

Code	Function	Finish
SAR101SG	Passage	Satin Graphite
SAR102SG	Integrated Privacy	Satin Graphite
SAR103SG	Dummy	Satin Graphite



Square & Round Deadbolt - To Suit S-Range Levers

- C4 keyed lock and turn
- Single cylinder only (key one side)
- Manufactured to grade 3 standard
- 65 x 65mm
- Supplied with adjustable bolt, 60 or 70mm backset
- Suits door thickness: 32-45mm
- Particularly suited for internal garage door security due to its low protrusion profile
- SC Keyed alike barrels available on request. Partcode: **SR4**
- Fixings supplied

Code	Rose	Finish
DEAD1	Square	Satin Chrome
DEAD1BLK	Square	Matt Black
DEAD1SG	Square	Satin Graphite
DEAD2	Round	Satin Chrome
DEAD2BLK	Round	Matt Black
DEAD2SG	Round	Satin Graphite

10 YEAR MECHANICAL WARRANTY

To suit S-Range levers



Milano

The Milano Range offers multiple designs and finishes, and is made with solid mechanical components for superior and long-lasting performance.

Milano handles offer a consistent look throughout your home from front to backdoor and every door in between. Most handle designs are available with round or square rosette. Rosette diameter: 55mm

Door Handle Sets	
Passage Set	Includes lever set and 60mm tubular latch
Privacy Set	Includes lever set, 60mm tubular latch, privacy turn set and tubular privacy bolt
Integrated Privacy Set	Includes privacy lever set and 60mm privacy tubular latch. With auto release function that deactivates the lock by simply pushing the inside handle down.
Dummy Handle	Includes dummy lever and taylor spindle (one handle only)
Entrance Set	Includes lever set, euro escutcheons, 716SS60 euro mortice lock and euro cylinder and turn
Long Plate + Lock Set	Includes euro mortice lock and cylinder and turn



Entrance Set

- All Milano lever styles are available as an entrance set
- With turn + lock ideal for entrance doors
 - Matching round or square rosette
 - Finishes: Satin Nickel, Satin Graphite & Matt Black



Milano Drill Template

- 25mm hole plus 2x 7mm fixing holes
- 55mm Round or square rosette
- Door thickness 32-45mm
- Backset 60mm
- 25mm latch hole



Long Plate Handles

- All Milano lever styles in **Satin Nickel** finish are available in a long plate option in round or square edge matching the round or square rosette of the handle.
- Ideal for external doors
 - Plate length W 33mm x L 240mm



Milano



Satin Nickel

Parma Lever

- Handle length 126mm
- Projection 63mm
- Rose diameter 55mm
- Hole diameter 25mm

10 YEAR MECHANICAL WARRANTY



Round Rosette	Square Rosette	Function	Finish
PAR101	PAR201	Passage Set	Satin Nickel
PAR108	PAR208	Integrated Privacy Set	Satin Nickel
PAR102	PAR202	Privacy Set	Satin Nickel
PAR103	PAR203	Dummy Handle	Satin Nickel
PAR104	PAR204	Entrance Set	Satin Nickel
PAR107	PAR207	Long Plate + Lock	Satin Nickel

Verona Lever

- Handle length 125mm
- Projection 52mm
- Rose diameter 55mm
- Hole diameter 25mm

10 YEAR MECHANICAL WARRANTY



Round Rosette	Square Rosette	Function	Finish
VER101	VER201	Passage Set	Satin Nickel
VER108	VER208	Integrated Privacy Set	Satin Nickel
VER102	VER202	Privacy Set	Satin Nickel
VER103	VER203	Dummy Handle	Satin Nickel
VER104	VER204	Entrance Set	Satin Nickel
VER107	VER207	Long Plate + Lock	Satin Nickel

Forli Lever

- Handle length 126mm
- Projection 63mm
- Rose diameter 55mm
- Hole diameter 25mm

10 YEAR MECHANICAL WARRANTY



Round Rosette	Square Rosette	Function	Finish
FOR101	FOR201	Passage Set	Satin Nickel
FOR108	FOR208	Integrated Privacy Set	Satin Nickel
FOR102	FOR202	Privacy Set	Satin Nickel
FOR103	FOR203	Dummy Handle	Satin Nickel
FOR104	FOR204	Entrance Set	Satin Nickel
FOR107	FOR207	Long Plate + Lock	Satin Nickel

Lucca Lever

- Handle length 125mm
- Projection 63mm
- Rose diameter 55mm
- Hole diameter 25mm

10 YEAR MECHANICAL WARRANTY



Round Rosette	Square Rosette	Function	Finish
LUC101	LUC201	Passage Set	Satin Nickel
LUC108	LUC208	Integrated Privacy Set	Satin Nickel
LUC102	LUC202	Privacy Set	Satin Nickel
LUC103	LUC203	Dummy Handle	Satin Nickel
LUC104	LUC204	Entrance Set	Satin Nickel
LUC107	LUC207	Long Plate + Lock	Satin Nickel

Tivoli Lever

- Handle length 124mm
- Projection 61mm
- Rose diameter 55mm
- Hole diameter 25mm

10 YEAR MECHANICAL WARRANTY



Round Rosette	Function	Finish
TIV101	Passage Set	Satin Nickel
TIV108	Integrated Privacy Set	Satin Nickel
TIV102	Privacy Set	Satin Nickel
TIV103LH	Dummy Handle Left	Satin Nickel
TIV103RH	Dummy Handle Right	Satin Nickel
TIV104	Entrance Set	Satin Nickel
TIV107	Long Plate + Lock	Satin Nickel

Anzio Lever

- Handle length 128mm
- Projection 68mm
- Rose diameter 55mm
- Hole diameter 25mm

10 YEAR MECHANICAL WARRANTY



Round Rosette	Function	Finish
ANZ101	Passage Set	Satin Nickel
ANZ108	Integrated Privacy Set	Satin Nickel
ANZ102	Privacy Set	Satin Nickel
ANZ103LH	Dummy Handle Left	Satin Nickel
ANZ103RH	Dummy Handle Right	Satin Nickel
ANZ104	Entrance Set	Satin Nickel
ANZ107	Long Plate + Lock	Satin Nickel

Satin Graphite

Verona Lever

- Handle length 125mm
- Projection 52mm
- Rose diameter 55mm
- Hole diameter 25mm

10 YEAR MECHANICAL WARRANTY



Passage / Dummy Set



Integrated Privacy Set



Pictured with square rosette cover



Privacy lock & turn

Round Rosette	Square Rosette	Function	Finish
VER101SG	VER201SG	Passage Set	Satin Graphite
VER108SG	VER208SG	Integrated Privacy Set	Satin Graphite
VER102SG	VER202SG	Privacy Set	Satin Graphite
VER103SG	VER203SG	Dummy Handle	Satin Graphite
VER104SG	VER204SG	Entrance Set	Satin Graphite

Milano



Tivoli Lever

- Handle length 124mm
- Projection 61mm
- Rose diameter 55mm
- Hole diameter 25mm

10 YEAR MECHANICAL WARRANTY

DURABLE ELECTROPLATED FINISH



Code	Function	Finish
TIV101SG	Passage Set	Satin Graphite
TIV108SG	Integrated Privacy Set	Satin Graphite
TIV102SG	Privacy Set	Satin Graphite
TIV103SGLH	Dummy Handle Left	Satin Graphite
TIV103SGRH	Dummy Handle Right	Satin Graphite
TIV104SG	Entrance Set	Satin Graphite

Parma Lever

- Handle length 126mm
- Projection 63mm
- Rose diameter 55mm
- Hole diameter 25mm

10 YEAR MECHANICAL WARRANTY

DURABLE ELECTROPLATED FINISH



Code	Function	Finish
PAR101SG	Passage Set	Satin Graphite
PAR108SG	Integrated Privacy Set	Satin Graphite
PAR102SG	Privacy Set	Satin Graphite
PAR103SG	Dummy Handle	Satin Graphite
PAR104SG	Entrance Set	Satin Graphite



Verona Lever

- Handle length 125mm
- Projection 52mm
- Rose diameter 55mm
- Hole diameter 25mm

10 YEAR MECHANICAL WARRANTY

DURABLE ELECTROPLATED FINISH



Passage / Dummy Set



Pictured with square rosette cover

Round Rosette	Square Rosette	Function	Finish
VER101BLK	VER201BLK	Passage Set	Matt Black
VER108BLK	VER208BLK	Integrated Privacy Set	Matt Black
VER102BLK	VER202BLK	Privacy Set	Matt Black
VER103BLK	VER203BLK	Dummy Handle	Matt Black
VER104BLK	VER204BLK	Entrance Set	Matt Black

Matt Black

Parma Lever

- Handle length 126mm
- Projection 63mm
- Rose diameter 55mm
- Hole diameter 25mm

10 YEAR MECHANICAL WARRANTY

DURABLE ELECTROPLATED FINISH



Passage / Dummy Set



Integrated Privacy Set

Code	Function	Finish
PAR101BLK	Passage	Matt Black
PAR108BLK	Integrated Privacy Set	Matt Black
PAR102BLK	Privacy Set	Matt Black
PAR103BLK	Dummy Handle	Matt Black
PAR104BLK	Entrance Set	Matt Black



Milano



Black Chrome

Tivoli Lever

- Handle length 124mm
- Projection 61mm
- Rose diameter 55mm
- Hole diameter 25mm

10 YEAR MECHANICAL WARRANTY

Code	Function	Finish
TIV101MBC	Passage Set	Black Chrome
TIV108MBC	Integrated Privacy Set	Black Chrome
TIV103MBCLH	Dummy Handle Left	Black Chrome
TIV104MBCRH	Dummy Handle Right	Black Chrome

Parma Lever

- Handle length 126mm
- Projection 63mm
- Rose diameter 55mm
- Hole diameter 25mm

10 YEAR MECHANICAL WARRANTY

Code	Function	Finish
PAR101MBC	Passage Set	Black Chrome
PAR108MBC	Integrated Privacy Set	Black Chrome
PAR103MBC	Dummy Handle	Black Chrome



Milano



Bala Knobsets - 100 Series

Passage | Privacy | Dummy

- 35-45mm door thickness
- 60-70mm adjustable backset

25 YEAR MECHANICAL WARRANTY

Passage	Privacy	Dummy	Description	Finish
EZ101BAALSS	EZ102BAALSS	EZ105BASS		Stainless Steel
EZ101BAALSSBP	EZ102BAALSSBP	EZ105BASSBP	Box Pack	Stainless Steel
EZ101BAALPB	EZ102BAALPB	EZ105BAPB		Brass
EZ101BAALPBBP	EZ102BAALPBBP		Box Pack	Brass
EZ101BAALAB	EZ102BAALAB	EZ105BAAB		Antique Bronze
EZ101BAALABBP	EZ102BAALABBP		Box Pack	Antique Bronze

Entrance

- 35-45mm door thickness
- 60 - 70mm Adjustable Backset

25 YEAR MECHANICAL WARRANTY

	Code	Description	Finish
Single Cylinder	EZ100BAALSS		Stainless Steel
	EZ100BAALSSBP	Box Pack	Stainless Steel
	EZ100BAALSSKABP	Box Pack - Keyed Alike	Stainless Steel
	EZ100BAALPB		Brass
	EZ100BAALPBBP	Box Pack	Brass
	EZ100BAALAB		Antique Bronze
	EZ100BAALABBP	Box Pack	Antique Bronze
	EZ100BAALABKABP	Box Pack - Keyed Alike	Antique Brass
Double Cylinder	EZ108BAALSS		Stainless Steel
	EZ108BAALSSBP	Box Pack	Stainless Steel
	EZ108BAALAB		Antique Bronze
	EZ108BAALABBP	Box Pack	Antique Bronze

Entrance

- 35-45mm door thickness
- 127mm Backset

25 YEAR MECHANICAL WARRANTY

	Code	Description	Finish
Single Cylinder	EZ100BA127SSBP	Box Pack	Stainless Steel
	EZ100BA127SSKABP	Box Pack - Keyed Alike	Stainless Steel
	EZ100BA127PBBP	Box Pack	Brass
	EZ100BA127ABBP	Box Pack	Antique Bronze
	EZ100BA127ABKABP	Box Pack - Keyed Alike	Antique Bronze
Double Cylinder	EZ108BA127SSBP	Box Pack	Stainless Steel
	EZ108BA127ABBP	Box Pack	Antique Bronze

Olympus Knobsets - 100 Series

Dummy Knobset

- For use with Roller or Magnetic Catch

25 YEAR MECHANICAL WARRANTY

Code	Description	Finish
EZ105OSSS		Stainless Steel
EZ105OSSSBP	Box Pack	Stainless Steel

Entrance Knobset 127mm

- Single cylinder
- 127mm backset
- 35-45mm door thickness

25 YEAR MECHANICAL WARRANTY

Code	Description	Finish
EZ100OS127SSBP	Box Pack	Stainless Steel

Passage Knobset

- 60-70mm backset
- 35-45mm door thickness

25 YEAR MECHANICAL WARRANTY

Code	Description	Finish
EZ101OSALSS		Stainless Steel
EZ101OSALSSBP	Box Pack	Stainless Steel

Privacy Knobset

- 60mm - 70mm Adjustable Backset
- Includes Kick-Off function to avoid accidental lock out
- 35-45mm door thickness

25 YEAR MECHANICAL WARRANTY

Code	Description	Finish
EZ102OSALSS		Stainless Steel
EZ102OSALSSBP	Box Pack	Stainless Steel

Entrance Knobset

- Single cylinder
- 60-70mm backset
- 35-45mm door thickness

25 YEAR MECHANICAL WARRANTY

Code	Description	Finish
EZ100OSALSS		Stainless Steel
EZ100OSALSSBP	Box Pack	Stainless Steel

Hawthorn Leversets - Satin Nickel & Matt Black

Entrance Knobset

- Single Cylinder
- 60mm - 70mm Adjustable Backset
- 35-45mm door thickness



25 YEAR MECHANICAL WARRANTY

Code	Description	Finish
EZ500HNALSDN		Satin Nickel
EZ500HNALSDNBP	Box Pack	Satin Nickel
EZ500HNALBLK		Matt Black
EZ500HNALBLKBP	Box Pack	Matt Black

Privacy Leverset

- 60mm - 70mm Adjustable Backset
- 35-45mm door thickness



25 YEAR MECHANICAL WARRANTY

Code	Description	Finish
EZ502HNALSDN		Satin Nickel
EZ502HNALSDNBP	Box Pack	Satin Nickel
EZ502HNALBLK		Matt Black
EZ502HNALBLKBP	Box Pack	Matt Black

Passage Leverset

- 60mm - 70mm Adjustable Backset
- 35-45mm door thickness



25 YEAR MECHANICAL WARRANTY

Code	Description	Finish
EZ501HNALSDN		Satin Nickel
EZ501HNALSDNBP	Box Pack	Satin Nickel
EZ501HNALBLK		Matt Black
EZ501HNALBLKBP	Box Pack	Matt Black

Dummy Lever

- For use with Roller or Magnetic Catch



25 YEAR MECHANICAL WARRANTY

Code	Description	Finish
EZ515HNSDN		Satin Nickel
EZ515HNSDNBP	Box Pack	Satin Nickel
EZ515HNBLK		Matt Black
EZ515HNBLKBP	Box Pack	Matt Black



Cambridge Leversets - Satin Chrome

Entrance Leverset

- Single Cylinder
- 60mm - 70mm Adjustable Backset
- 35-45mm door thickness



25 YEAR MECHANICAL WARRANTY

Code	Description	Finish
EZ500CEALSC		Satin Chrome
EZ500CEALSCBP	Box Pack	Satin Chrome

Passage Leverset

- 60mm - 70mm Adjustable Backset
- 35-45mm door thickness



25 YEAR MECHANICAL WARRANTY

Code	Description	Finish
EZ501CEALSC		Satin Chrome
EZ501CEALSCBP	Box Pack	Satin Chrome

Privacy Leverset

- 60mm - 70mm Adjustable Backset
- 35-45mm door thickness



25 YEAR MECHANICAL WARRANTY

Code	Description	Finish
EZ502CEALSC		Satin Chrome
EZ502CEALSCBP	Box Pack	Satin Chrome

Dummy Lever

- For use with Roller or Magnetic Catch



25 YEAR MECHANICAL WARRANTY

Code	Description	Finish
EZ515CESC		Satin Chrome
EZ515CESCBP	Box Pack	Satin Chrome



Accessories

Dead Locking Latch

5 YEAR WARRANTY



Code	Length	Finish
EZ9095SS	95mm	Stainless Steel
EZ9095PB	95mm	Brass
EZ9095AB	95mm	Antique Bronze
EZ9010SS	127mm	Stainless Steel
EZ9010PB	127mm	Brass
EZ9010AB	127mm	Antique Bronze

60mm - 70mm Adjustable Fire Rated Drive in Dead Locking Latch - HAWTHORN

5 YEAR WARRANTY



Code	Finish
EZ9083SS	Stainless Steel

60mm - 70mm Adjustable Fire Rated Spring Latch - GRIPSET

5 YEAR WARRANTY



Code	Finish
EZ9084SS	Stainless Steel

60mm - 70mm Adjustable Spring Latch

5 YEAR WARRANTY



Code	Finish
EZ9082SS	Stainless Steel
EZ9082PB	Brass
EZ9082AB	Antique Bronze

60mm - 70mm Adjustable Dead Locking Latch

5 YEAR WARRANTY



Code	Finish
EZ9081SS	Stainless Steel
EZ9081PB	Brass
EZ9081AB	Antique Bronze

60mm Fixed Backset Deadlocking Latch

5 YEAR WARRANTY



Code	Finish
EZ9001SS	Stainless Steel

60mm - 70mm Adjustable Drive in Dead Locking Latch

5 YEAR WARRANTY



Code	Finish
EZ9005SS	Stainless Steel

Fixed Backset Extension Link

5 YEAR WARRANTY



Code	Length
EZ9035LINK	35mm
EZ9057LINK	57mm
EZ9067LINK	67mm

Threaded Rod for Dummy Knobs

- 1/4" BSW

5 YEAR WARRANTY



Code
GTTH1

Strike Plate Packer



Code	Description
EZ9101PACKER	22mmW x 72mmH x 10mmD

Keying

5 YEAR WARRANTY



Code	Description
GTEK5PIN	Extra Keys for 5 Pin Cylinder
GTEK6PIN	Extra Keys for 6 Pin Cylinder
GTKA	Keying Alike Cylinders

5 Pin Cylinder

- Keyed Differently - 3 Keys

5 YEAR WARRANTY



Code	For Use With	Finish
EZ9100C5PBALASSKD	Bala door handles	Stainless Steel
EZ9100C5PBALAABKD	Bala door handles	Antique Bronze
EZ9100C5PBALAPBKD	Bala door handles	Brass
EZ9100C5PHNSSKD	Hawthorn / Cambridge door handles	Stainless Steel

Full Lipped Strike Plate



Code	Description	Finish
EZ9102SS	44.4mm x 57mm x 1.2mm	Stainless Steel
EZ9102PB	44.4mm x 57mm x 1.2mm	Brass
EZ9102BLK	44.4mm x 57mm x 1.2mm	Matt Black
EZ9102AB	44.4mm x 57mm x 1.2mm	Antique Bronze

T Strike Plate



Code	Description	Finish
EZ9101SS	28mm x 69.8mm x 1.2mm	Stainless Steel
EZ9101PB	28mm x 69.8mm x 1.2mm	Brass
EZ9101AB	28mm x 69.8mm x 1.2mm	Antique Bronze

Rubber Sealing Ring

- For weatherproofing with EZSET leversets and knobsets

5 YEAR WARRANTY



Code
EZ78024RUBBERRING



Taylor Spindle

- Made from Steel
- Supplied with 4 x screws
- Face fixed on door
- 8mm spindle
- For use with Milano dummy handles



Code	Description	Finish
777CP	Length: 30mm; Base size: 33mm	Chrome Plate

Round Keyed Lock and Turn Unit

- A deadbolt with turn + lock is ideal for internal garage doors, and is available in a matching round rosette.
- 55mm rose
 - Low profile
 - Ideal for garage internal door
 - Round base
- Key and turn (single cylinder)
 - Base size 53mm
 - Fixings supplied
 - Includes bolt
 - 60-70mm adjustable bolt



10 YEAR MECHANICAL WARRANTY

Code	Description	Finish
6205EULBOX	Round Rose	Satin Nickel
6205EULBOXPB	Round Rose	Matt Black

Privacy Turn Set

- Projection 10mm
- Rose diameter 55mm
- Square 55 x 55mm
- Includes bolt



10 YEAR MECHANICAL WARRANTY

Code	Description	Finish
MIL102	Round Rose	Satin Nickel
MIL102SG	Round Rose	Satin Graphite
MIL102BLK	Round Rose	Matt Black
MIL202	Square Rose	Satin Nickel
MIL202SG	Square Rose	Satin Graphite
MIL202BLK	Square Rose	Matt Black

Double Turn Set

- Projection 10mm
- Rose diameter 55mm
- Square 55 x 55mm
- See page 20 for pull handle lock kit



10 YEAR MECHANICAL WARRANTY

Code	Description	Finish
452RDPTSN	Round Rose	Satin Nickel
452RDPTSG	Round Rose	Satin Graphite
452RDPTBLK	Round Rose	Matt Black
452SDPTSN	Square Rose	Satin Nickel
452SDPTSG	Square Rose	Satin Graphite
452SDPTBLK	Square Rose	Matt Black

Latch Turn Kits

- Double turns and includes tubular latch
- Can work with pull handle and deadbolt to latch door shut
- 60mm backset



10 YEAR MECHANICAL WARRANTY

Code	Description	Finish
719RSN	Round Rose	Satin Nickel
719RSG	Round Rose	Satin Graphite
719RBLK	Round Rose	Matt Black
719SSN	Square Rose	Satin Nickel
719SSG	Square Rose	Satin Graphite
719SBLK	Square Rose	Matt Black

Milano Euro Escutcheon

- Projection 10mm
- Rose diameter 55mm
- Supplied in **pairs**



10 YEAR MECHANICAL WARRANTY

Code	Description	Finish
MIL400	Round Rose	Satin Nickel
451REESG	Round Rose	Satin Graphite
451REEBLK	Round Rose	Matt Black
MIL405	Square Rose	Satin Nickel
451SEESG	Square Rose	Satin Graphite
451SEEBLK	Square Rose	Matt Black



Selim Latch Passage Handle Set

- Made from zinc diecast
- 110mm plate size
- 7.6mm spindle
- Will suit left and right hand installation
- Sold as a pair

5 YEAR WARRANTY



Code	Finish
280CPLH	Chrome Plate
280SCLH	Satin Chrome

Selim Privacy Snib Handle Set

- Made from zinc diecast
- 110mm plate size
- 7.6mm spindle
- Will suit left and right hand installation
- Sold as a pair

5 YEAR WARRANTY



Code	Finish
280CPS	Chrome Plate

Selim Entry Door Lock Handle Set

- Made from zinc diecast
- 140mm plate size
- 7.6mm spindle
- Will suit left and right hand installation
- Sold as a pair

5 YEAR WARRANTY



Code	Finish
280CPLK	Chrome Plate

Tubular Latch

- 60 / 70mm adjustable latch
- 8mm spindle
- Includes dust box and strike
- Can be used for S Range lever sets

10 YEAR WARRANTY



Code	Finish
S60/70SG	Satin Graphite
S60/70	Satin Chrome
S60/70BLK	Matt Black

Tubular Privacy Bolt

- 60mm backset only
- 5mm spindle
- To suit Milano Range

10 YEAR WARRANTY



Code	Finish
MIL320	Satin Nickel
452PBSG	Satin Graphite
452PBBLK	Matt Black

Tubular Latch

- Fixed backset only
- 8mm spindle
- To suit Milano lever sets

10 YEAR WARRANTY



Code	Description	Finish
MIL325	60mm Backset	Satin Nickel
MIL325BLK	60mm Backset	Satin Graphite
MIL325SG	60mm Backset	Matt Black
MIL325MBC	60mm Backset	Black Chrome
415SN70	70mm Backset	Satin Nickel

Cirque Knob Set

- Made from zinc diecast
- 110mm plate size
- 7.6mm spindle
- Will suit left and right hand installation
- Sold as a pair

10 YEAR MECHANICAL WARRANTY

QUALITY STAINLESS STEEL



Code	Function	Finish
870SS	Entrance	Stainless Steel
871SS	Privacy	Stainless Steel
872SS	Passage	Stainless Steel
873SS	Dummy	Stainless Steel

Pro Series Range

- Non handed
- Ergonomic design
- Concealed through door fixing
- Supplied with adjustable tubular non handed latch, 60 or 70mm backset
- To fit 54mm hole
- Suits door thickness: 32-45mm
- Base size: 65mm
- Fixings supplied

10 YEAR MECHANICAL WARRANTY



Code	Function	Finish
878SN	Entrance	Satin Nickel
879SN	Privacy	Satin Nickel
880SN	Passage	Satin Nickel
881SN	Dummy	Satin Nickel

Retrofit Knob Set

- Replacement knobs and spindle (non-sprung)
- Heavy duty
- 7.6mm spindle
- Furniture only set, no latch supplied
- 2 x Knobs
- Face fixed

Code	Finish
850SN	Satin Nickel



Deadbolts

- 5 pin cylinder
- C4 keyway
- Suits door thickness: 32-45mm
- Supplied with adjustable bolt, 60 or 70mm backset
- Base size: 65mm
- Fixings supplied

10 YEAR MECHANICAL WARRANTY

EASY INSTALLATION



Code	Description	Finish
301DSN	Single cylinder: Key and turn	Satin Nickel
302DSN	Double cylinder: Keyed both sides	Satin Nickel



Mortice Locks

30mm Backset Short Bolt

- Diecast zinc
- Handle: 25 (140mm inc handle) x 215mm
- Lock: 25 x 290 x 45mm
- Backset: 30mm
- Bolt throw: 13mm
- Latchbolt throw: 10mm
- Cylinder: 5 pin C4
- Narrow style for aluminium joinery
- External use
- 3 keys provided

10 YEAR WARRANTY



Code	Function	Finish
GT2061SBBLK	Key & Key	Matt Black
GT2062BBLK	Key & Turn	Matt Black
GT206IHCXHCHNBLK	Handle set only	Matt Black

30mm Backset Long Bolt

- Diecast zinc
- Handle: 25 (140mm inc handle) x 215mm
- Lock: 25 x 290 x 45mm
- Backset: 30mm
- Bolt throw: 26mm
- Latchbolt throw: 10mm
- Cylinder: 5 pin C4
- Narrow style for aluminium joinery
- External use
- 3 keys provided

10 YEAR WARRANTY



Code	Function	Finish
GT2061SBLK	Key & Key	Matt Black
GT2062BLK	Key & Turn	Matt Black
GT206IHCXHCHNBLK	Handle set only	Matt Black

Rebate Kit

- Stainless steel
- Suits 716SS & 726SS Mortice Lock

QUALITY STAINLESS STEEL



Code	Finish
720SS	Stainless Steel

Rebate Kit

- Suits 453 Euro mortice lock range



Code	Finish
453RKSG	Satin Graphite

3 Lever Mortice Lock

- 2 keys supplied
- 54mm centre spindle to top of keyway
- See bottom of page for key blanks

10 YEAR WARRANTY



Code	Description	Finish
716SSN663	48mm Backset Case depth 64mm/ Case height 103mm	Satin Nickel
716SSN763	58mm Backset Case depth 77mm/ Case height 103mm	Satin Nickel

5 Lever Mortice Lock

- 58mm backset
- Case depth 80mm / case height 110mm

10 YEAR WARRANTY



Code	Description	Finish
716SN765	Mortice Lock with 2 keys	Satin Nickel
716KB5	5 Lever Key Blank	
716SN12	Rebate Kit for 716SN765	Satin Nickel

Euro Mortice Lock

- Stainless steel faceplate
- 85mm centre spindle to centre keyway

QUALITY STAINLESS STEEL

10 YEAR WARRANTY



Code	Description	Finish
716SS45	45mm Backset	Stainless Steel
716SS60	60mm Backset	Stainless Steel

Euro Mortice Lock / Privacy Lock


- Mortice lock with double throw bolt
- 48mm centre to centre
- Reversible latch
- 8mm handle spindle / 5mm privacy turn spindle
- 45mm backset - 65mm (case depth)
- 60mm backset - 80mm (case depth)
- 60mm backset privacy - 80mm (case depth)

10 YEAR WARRANTY



Code	Description	Finish
453ML45SG	45mm Backset	Satin Graphite
453ML60SG	60mm Backset	Satin Graphite
453PMLSG	Privacy mortice Lock	Satin Graphite
453RKSG	Rebate kit	Satin Graphite

3 Lever Key Blanks



Code	Description	Finish
716KKB3L	Use with 716SSN763 & 716SSN663 - Left	Satin Nickel
716KKB3R	Use with 716SSN763 & 716SSN663 - Right	Satin Nickel

Rebate kit (12.5mm)

- For standard tubular latch (24.5mm hole)



Code	Finish
291BR	Brass
291CP	Chrome Plate
291FB	Florentine Bronze
291SC	Satin Chrome

03

NIGHTLATCHES & RIMLOCKS

Our nightlatches and rimlocks collection brings dependable security to residential spaces. These locks offer an additional layer of safety for entry doors, designed to prevent unauthorised access while ensuring ease of use. Engineered with quality materials, our nightlatches and rimlocks are built to handle high-traffic and everyday use, delivering a sturdy barrier that doesn't compromise on convenience.

Ideal for both new installations and replacements, these products are straightforward to install and come in finishes that blend seamlessly with various door styles. Whether increasing the security of an apartment, home, or office entryway, our nightlatches and rimlocks deliver a practical solution for peace of mind. Trust in these essentials to provide durability, ease of operation, and reliable performance day in and day out.



Nightlatches & Rimlocks

High Security Nightlatch Wide Body Key/Turn

- High Security Brass Nightlatch
- Hold-open snib on lock body to prevent accidental locking
- Open-in Strike Plate provided
- Cylinder and Fixings supplied
- Can accommodate security profile type 201 cylinder



10 YEAR MECHANICAL WARRANTY

Finish:	Satin Chrome
Case Dimensions:	100mm x 86mm x 57.7mm
Strike PlateDimensions:	20.6mm x 90.8mm x 66.9mm
Latchbolt Projection:	14.9mm
Cylinder Diameter:	42mm
Cylinder:	C4 6 Pin Plug Type 201 - 3 Keys supplied
Door Thickness:	35mm - 50mm
NL40-KT (40mm Backset)	Satin Chrome
NL60-KT (60mm Backset)	Satin Chrome

High Security Nightlatch Narrow Body Key/Key

- High Security Brass Nightlatch
- Hold-open snib on lock body to prevent accidental locking
- Open-in Strike Plate provided
- Cylinder and Fixings supplied
- Can accommodate security profile type 201 cylinder



10 YEAR MECHANICAL WARRANTY

Finish:	Satin Chrome
Case Dimensions:	100mm x 86mm x 57.7mm
Strike PlateDimensions:	20.6mm x 90.8mm x 66.9mm
Latchbolt Projection:	14.9mm
Cylinder Diameter:	42mm
Cylinder:	C4 6 Pin Plug Type 201 - 3 Keys supplied
Backset:	40mm
Door Thickness:	35mm - 50mm
NL40-KK	Satin Chrome

High Security Nightlatch Wide Body Key/Key

- High Security Brass Nightlatch
- Hold-open snib on lock body to prevent accidental locking
- Open-in Strike Plate provided
- Cylinder and Fixings supplied
- Can accommodate security profile type 201 cylinder



10 YEAR MECHANICAL WARRANTY

Finish:	Satin Chrome
Case Dimensions:	100mm x 86mm x 57.7mm
Strike PlateDimensions:	20.6mm x 90.8mm x 66.9mm
Latchbolt Projection:	14.9mm
Cylinder Diameter:	42mm
Cylinder:	C4 6 Pin Plug Type 201 - 3 Keys supplied
Backset:	40mm
Door Thickness:	35mm - 50mm
NL60-KK	Satin Chrome



Nightlatch Wide Body Key/Turn

- High Security Brass Nightlatch
- Hold-open snib on lock body to prevent accidental locking
- Open-in Strike Plate provided
- Cylinder and Fixings supplied
- Can accommodate security profile type 201 cylinder



10 YEAR MECHANICAL WARRANTY

Finish:	Satin Chrome
Case Dimensions:	100mm x 86mm x 57.7mm
Strike PlateDimensions:	20.6mm x 90.8mm x 66.9mm
Latchbolt Projection:	14.9mm
Cylinder Diameter:	42mm
Cylinder:	C4 6 Pin Plug Type 201 - 3 Keys supplied
Backset:	40mm
Door Thickness:	35mm - 50mm
GTNLBR	Satin Chrome

Nightlatch Narrow Body Key/Turn

- High Security Brass Nightlatch
- Hold-open snib on lock body to prevent accidental locking
- Open-in Strike Plate provided
- Cylinder and Fixings supplied
- Can accommodate security profile type 201 cylinder



10 YEAR MECHANICAL WARRANTY

Finish:	Satin Chrome
Case Dimensions:	100mm x 86mm x 57.7mm
Strike PlateDimensions:	20.6mm x 90.8mm x 66.9mm
Latchbolt Projection:	14.9mm
Cylinder Diameter:	42mm
Cylinder:	C4 6 Pin Plug Type 201 - 3 Keys supplied
Backset:	40mm
Door Thickness:	35mm - 50mm
GTNLGLD	Satin Chrome

Nightlatch Cylinder 6 pin

10 YEAR MECHANICAL WARRANTY



Finish:	Satin Chrome		
Cylinder Diameter: 45mm	45mm		
201RC6PSCP	C4 Keyway - 2 Keys supplied		Satin Chrome
201RC6PSCPKA	C4 Keyway - 2 Keys supplied		Satin Chrome
201RC6PLPSCP	Without Plug		Satin Chrome

Rimlock Key/Key

- Traditional style Rimlock
- Low security surface mounted lock
- Fixings supplied



10 YEAR MECHANICAL WARRANTY

Finish:	Black (powdercoated die cast zinc)
Case Dimensions:	154mm x 104mm x 25mm
Strike PlateDimensions:	25mm x 76mm x 22mm
Latchbolt Projection:	12mm
Cylinder Diameter:	44mm
Cylinder:	Die Cast Keys - 2 Keys supplied
Backset:	45mm
Door Thickness:	35mm - 50mm
GTRIMLOCKBLK	Matt Black



04

HINGES

Our hinges collection is designed to provide long-lasting support and smooth operation across a wide range of door types and residential applications. With options including radius edge and square edge hinges, as well as specialised quick-fix solutions, this range offers versatility and reliability for every project.

5 YEAR
WARRANTY

Whether you're working with aluminum systems like Altherm, Vantage, First, Fairview, Fisher, Rylock, Vistalite, Nebulite, or Nulook, our hinges are crafted to match industry standards while ensuring easy installation and minimal maintenance. Engineered for stability and durability, these hinges allow for seamless door movement while standing up to heavy use. With finishes and styles to complement any architectural aesthetic, our hinges provide a foundation of quality for residential spaces.

Radius Edge Hinges

Hinge Radius Edge 90 x 60mm

- Radius edge
- Made from steel
- Loose pin
- Size: 90mmH x 60mmW x 2mmD



Code	Description	Finish
520SCH9060	(Excludes screws)	Satin Chrome
520PBH9060	(Includes screws)	Matt Black
520SNH9060	(Excludes screws)	Satin Nickel
520SGH9060R	(Includes screws)	Satin Graphite
520SCH9060B	(Includes screws) - Supplied Bulk	Satin Chrome
520SNH9060B	(Includes screws) - Supplied Bulk	Satin Nickel
520BLKHINGESCREW	8 guage x 25mm - 18 per pack	Matt Black

Selim Interfold Hinge

- Aluminium Heavy Duty Interfold Hinge with Aluminium caps and Stainless pin
- Extra fixing points for anti sag and anti twist – easy installation
- Great for new and problem doors
- Suitable for Commercial Aluminium & Timber doors in Aluminium frames
- Requires minimum 40mm door thickness



Code	Description	Finish
520SCH130INF	130mm	Satin Chrome
520PBH130INF	130mm	Matt Black

Hinge Radius Edge 90 x 60mm Stainless Steel

- Radius edge
- Made from 304 grade stainless steel
- Satin finish
- Fixed pin
- Size: 90mmH x 60mmW x 2mmD
- Excludes screws



304 QUALITY STAINLESS STEEL




Code	Finish
520SSH9060R	Stainless Steel

Hinge Radius Edge 100 x 75mm Stainless Steel

- Radius edge
- Made from 304 grade stainless steel
- Satin finish Fixed pin
- Ball bearing hinge
- Size: 100mmH x 75mmW x 2.5mmD
- Excludes screws



304 QUALITY STAINLESS STEEL



Code	Finish
520SSH10075R	Stainless Steel

Hinge Square Edge 90 x 60mm Stainless Steel

- Square edge
- Size: 90mmH x 60mmW x 2.5mmD



304 QUALITY STAINLESS STEEL



Code	Description	Finish
520SS9060	Excludes screws	Stainless Steel
520SGH9060	Includes screws	Satin Graphite

Square Edge Hinges

Hinge Square Edge 75 x 50mm Stainless Steel

- Square edge
- Made from 304 and 316 grade stainless steel
- Satin finish
- Fixed pin
- Ball bearing hinge
- Size: 75mmH x 50mmW x 2mmD
- Excludes screws



5 YEAR WARRANTY




316 MARINE GRADE STAINLESS STEEL

304 QUALITY STAINLESS STEEL

Code	Description	Finish
520SSH7550304S	304 grade stainless steel	Stainless Steel
520SSH7550316S	316 grade stainless steel	Stainless Steel

Hinge Square Edge 100 x 100mm Stainless Steel

- Square edge
- Made from 304 grade stainless steel
- Satin finish
- Fixed pin
- Ball bearing hinge
- Size: 100mmH x 100mmW x 2.5mmD
- Excludes screws




304 QUALITY STAINLESS STEEL

Code	Description	Finish
520SSH100100S	304 grade stainless steel	Stainless Steel

Hinge Square Edge 100 x 75mm Stainless Steel

- Square edge
- Made from 304 grade stainless steel
- Satin finish
- Fixed pin
- Ball bearing hinge
- Size: 100mmH x 75mmW x 2.5mmD
- Excludes screws



304 QUALITY STAINLESS STEEL

Code	Description	Finish
520SSH10075304S	304 grade stainless steel	Stainless Steel

Hinge Square Edge 100 x 75mm Stainless Steel


- Square edge
- Made from 304 grade stainless steel
- Satin finish
- Fixed pin
- Ball bearing hinge
- Size: 100mmH x 75mmW x 2.5mmD
- Excludes screws



304 QUALITY STAINLESS STEEL



Code	Description	Finish
981071FFBSS	304 grade stainless steel	Stainless Steel



Commercial - Quick Fix - Security

Swinger Hinge

- Markings: None
- Material: Zinc diecast
- 10 year warranty



Code	Description	Finish
GT7D1509	150 x 50 x 16mm	Matt Black
GT7D1510	100 x 50 x 16mm	Matt Black

Quick Fix Commercial Door Hinge

- 4mm tapered leaf
- Quick fix extruded single leaf hinge
- Dimensions: 103 x 70 x 15mm



Code	Description	Finish
GT7D1501SIL	Heavy duty / Zinc	Satin Anodized
GT7D1501	Heavy duty / Zinc	Matt Black

100mm Timber or Aluminium Door Hinge

- Whitco 75mm security door hinge
- To suit all hinged security doors
- Material: Zinc diecast
- Dimensions: 75 x 45 x 8mm



Code	Finish
GT7D1508	Matt Black
GT7D1508W	White
GT7D1508P	Powder Coat

Swinging Aluminium Door / Alu Frame Hinge

- Suitable for old Vantage and Fist Doors
- For aluminium door and frame
- To suit 30mm doors

Markings: None
Panel blade: 28mm (width)
Material: Zinc diecast



Code	Description	Finish
GT7D0500	92 x 82 x 15mm	Matt Black

Swinging Aluminium Door / Alu Frame Hinge

- Suitable for Altherm, Vantage and First doors
 - For aluminium door and frame
- Markings: APL30510
Material: Zinc diecast



Code	Description	Finish
GT7D0510	100 x 110 x 20mm	Matt Black

Swinging Timber Door / Alu Frame Hinge

- Suitable for Altherm, Vantage and First doors
 - For timber door and aluminium frame
- Markings: APL30520
Material: Zinc diecast



Code	Description	Finish
GT7D0520	100 x 116 x 20mm	Matt Black

Swinging Aluminium Door / Alu Frame Hinge - First

- Suitable for Altherm, Vantage and First doors
 - For aluminium door and frame
 - Markings on frame blade: st
 - Markings on panel blade: 1st
- Material: Zinc diecast



Code	Description	Finish
GT7D0550	90 x 95 x 18mm	Matt Black

Swinging Timber Door / Alu Frame Hinge - First

- Suitable for Altherm, Vantage and First doors
 - For timber door and aluminium frame
 - Markings on frame blade: st
 - Markings on panel blade: TIM
- Material: Zinc diecast



Code	Description	Finish
GT7D0575	90 x 95 x 16mm	Matt Black

Altherm - Vantage - First

Swinging Aluminium Door / Alu Frame Hinge

- Suitable for Altherm, Vantage and First doors
 - For aluminium door and frame
- Markings: APL30580
Material: Zinc diecast



Code	Description	Finish
GT7D0580	100 x 105 x 18mm	Matt Black

Swinging Aluminium Door / Alu Frame Hinge

- Suitable for Altherm, Vantage and First doors
 - For aluminium door and frame
- Markings: APL30590
Material: Zinc diecast



Code	Description	Finish
GT7D0590	100 x 100 x 18mm	Matt Black

Swinging Timber Door / Timber Frame Hinge

- For aluminium door and frame
 - APL adjustable 100mm hinge
- Markings: None
Material: Zinc diecast



Code	Description	Finish
GT7D0690	108 x 115 x 18mm	Matt Black

Swinging Aluminium Door / Alu Frame Hinge

- For aluminium door and frame
 - APL adjustable 100mm hinge
- Markings: None
Material: Zinc diecast



Code	Description	Finish
GT7D0680	105 x 110 x 18mm	Matt Black





Fairview - Fisher - Rylock

105mm FSL Aluminium Door / Alu Frame Hinge

- For aluminium door and frame
 - To suit Fairview doors 2001 - 2006
- Markings: None
Material: Zinc diecast



Code	Description	Finish
GT7D1380	111 x 103mm	Matt Black

105mm FSL Timber Door / Alu Frame Hinge

- For timber doors with aluminium frame
- Markings: None
Material: Zinc diecast



Code	Description	Finish
GT7D1382	117 x 105 x 13mm	Matt Black

90mm FSL Timber Door / Alu Frame Hinge

- For timber doors with aluminium frame
 - ASL door hinge fits Fairview up to 2001
- Markings: None
Material: Zinc diecast



Code	Description	Finish
GT7D1385	90 x 97 x 16mm	Matt Black

90mm FSL Aluminium Door / Alu Frame Hinge

- For Aluminium doors with aluminium frame
 - ASL door hinge fits Fairview 2006
- Markings: None
Material: Zinc diecast



Code	Description	Finish
GT7D1386	112 x 90 x 16mm	Matt Black

105mm FSL Timber Hinge

- For timber doors only
 - To suit Fairview doors from 2006
- Markings: None
Material: Zinc diecast



Code	Description	Finish
GT7D1387	105 x 95 x 12mm	Matt Black

90mm Universal Hinge

- Universal hinge to suit Fisher & Rylock aluminium or timber framed doors
 - Open in and out
- Markings: Open in - I
Markings: Open out - O
Material: Extruded aluminium



Code	Description	Finish
GT7D1104-5	90 x 103 x 26mm	Matt Black

Vistalite - Nebulite - Fisher - Rylock - Nulook

105mm Timber Door / Alu Frame Hinge

- To suit Vistalite, Nebulite, Fisher and Rylock joinery
 - For timber door and aluminium frame
- Markings: None
Material: Zinc diecast



Code	Description	Finish
GT7D1107	105 x 95 x 16mm	Matt Black

90mm Door Hinge

- Fletcher 90mm door hinge
 - Replaces all Vistalite/Nebulite door hinges including hinges marked
 - ALF7007, ALF7040, ALF Timber
 - Replaces obsolete 110mm 3pc hinge
- Material: Extruded aluminium



Code	Description	Finish
GT7D1106	92 x 87 x 13mm	Matt Black

Aluminium Door / Alu Frame Hinge

- To suit Nulook weather tight series aluminium joinery
 - For aluminium door and frame
- Markings: Frame Blade HD-100;
Panel blade 21100 & HD-101
Material: Zinc diecast



Code	Description	Finish
GT7D1403	105 x 110 x 18mm	Matt Black

Aluminium Door / Alu Frame Hinge

- To suit Nulook weather tight series aluminium joinery
 - For aluminium door and frame
- Frame type: Flat
Markings: Frame Blade HD-104;
Panel blade 21102 & HD-101
Material: Zinc diecast



Code	Description	Finish
GT7D1406	115 x 108 x 12mm	Matt Black

105mm Aluminium Door / Alu Frame Hinge

- To suit Vistalite, Nebulite, Fisher and Rylock joinery
 - For aluminium door and frame
- Markings: None
Material: Zinc diecast



Code	Description	Finish
GT7D1108	105 x 90 x 16mm	Matt Black

100mm Timber or Aluminium Door Hinge

- To suit Nulook doors up to 2005
 - For timber and aluminium doors and frame
- Frame type: Aluminium flat
Markings: None
Material: Zinc diecast



Code	Description	Finish
GT7D1401	100 x 97 x 14mm	Matt Black

Timber Door / Alu Frame Hinge

- To suit Nulook weather tight series aluminium joinery
 - For timber door and aluminium frame
- Markings: Frame Blade HD-100;
Panel blade 21101 & HD102
Material: Zinc diecast



Code	Description	Finish
GT7D1404	115 x 115 x 18mm	Matt Black

Altus Parliament Hinge

- To suit Nulook and Bradnams range
 - For door to swing clear of time and lay flat when opened
- Material: Zinc diecast



Code	Description	Finish
GT7D1407	135 x 178 x 28mm	Matt Black





05

SLIDING DOORS

Our sliding door hardware collection provides stylish, functional solutions for smooth, space-saving entryways in residential settings. Featuring barn door kits, cavity sliders, flush pulls, and finger pulls, this range offers a variety of options to suit different architectural styles and needs. Each product is crafted to deliver easy operation and reliable durability, adding both form and function to sliding door installations.

From the rustic charm of barn door kits to the clean, minimalist look of flush and finger pulls, our hardware blends seamlessly with modern or traditional interiors. Designed for straightforward installation, these products ensure that sliding doors not only enhance the flow of a space but also add an element of design interest. Whether updating a home or outfitting a residential space, our sliding door hardware makes every entryway more practical and visually appealing.



Round Barn Door Kit
Back to Back Pull Handle

- 2 x pull handles
- 450mm overall
- 250mm centre to centre
- Matt black on solid stainless steel

INTERIOR/EXTERIOR USAGE

10 YEAR WARRANTY



Code	Finish
BDK3	Matt Black

Square Barn Door Kit
Back to Back Pull Handle

- 2 x pull handles
- 600mm overall
- 560mm centre to centre
- Matt black on solid stainless steel

INTERIOR/EXTERIOR USAGE

10 YEAR WARRANTY



Code	Finish
BDK5	Matt Black

Round Barn Door Kit
Pull Handle + Flush Pull

- 1 x pull handle - 250mm centre to centre
- Pull handle 450mm overall
- 1 x flush pull, 42 x 158 x 16mm
- Matt black on solid stainless steel

INTERIOR/EXTERIOR USAGE

10 YEAR WARRANTY



Code	Finish
BDK4	Matt Black

Square Barn Door Kit
Pull Handle + Flush Pull

- 1 x pull handle - 560mm centre to centre
- Pull handle 600mm overall
- 1 x flush pull, 42 x 158 x 16mm
- Matt black on solid stainless steel

INTERIOR/EXTERIOR USAGE

10 YEAR WARRANTY



Code	Description	Finish
BDK6		Matt Black

Twist Barn Door Handle

- Material: Cast iron
- Dimensions: 350mm x 25mm
- Projection: 75mm

INTERIOR/EXTERIOR USAGE

10 YEAR WARRANTY



Code	Finish
CCZA0206	Cast Iron
CCZA0206BLK	Matt Black

Barndoor Kits

Barn Door Track Kit for Single doors

Includes 2 straight hangers straps with wheels, 1 door channel with stainless steel floor guide, adjustable soft open and close and 2 adjustable door stops. Max door thickness of 40mm.

Code	Description	Finish
BDTKS2	2000mm Track	Matt Black
BDTKS25	2500mm Track	Matt Black
BDTKS3	3000mm Track	Matt Black
BDTKS35	3500mm Track	Matt Black
BDTKS4	4000mm Track	Matt Black
BDTKS45	4500mm Track	Matt Black

INTERIOR/EXTERIOR USAGE

10 YEAR WARRANTY

Barn Door Track Kit for Bi Parting doors

Includes 4 straight hangers straps with wheels, 2 door channels with stainless steel floor guides, adjustable soft open and close and 4 adjustable door stops Max door thickness of 40mm.

Code	Description	Finish
BDTKD3	3000mm Track	Matt Black
BDTKD35	3500mm Track	Matt Black
BDTKD4	4000mm Track	Matt Black
BDTKD4	4500mm Track	Matt Black

INTERIOR/EXTERIOR USAGE

10 YEAR WARRANTY

Code	Description	Finish
BDSPACER	Barn track spacer - Use with 18mm architrave	Matt Black

Rustic Barn Door Handle

- Material: Cast iron
- Dimensions: 350mm x 48mm
- Projection: 48mm

INTERIOR/EXTERIOR USAGE

10 YEAR WARRANTY



Code	Finish
CCZA0010	Cast Iron
CCZA0010BLK	Matt Black



10 YEAR MECHANICAL WARRANTY

Cavity Sliders

Round Cavity Slider Dummy Set

- Non-locking
- Face fixing
- 54Ø x 11mm deep
- 60mm backset

10 YEAR MECHANICAL WARRANTY



Code	Finish
538SC	Satin Chrome
538SG	Satin Graphite
538BLK	Matt Black

Round Cavity Slider Passage Set

- Non-locking
- 60mm backset

TRADE PACK

10 YEAR MECHANICAL WARRANTY



Code	Finish
537SC	Satin Chrome
537SN	Satin Nickel
537SG	Satin Graphite
537BLK	Matt Black

Round Cavity Slider Privacy Set

- Locking
- 60mm backset

TRADE PACK

10 YEAR MECHANICAL WARRANTY



Code	Finish
536SC	Satin Chrome
536SN	Satin Nickel
536SG	Satin Graphite
536BLK	Matt Black

Square Cavity Slider Dummy Set

- Non-locking
- 60mm backset

10 YEAR MECHANICAL WARRANTY



Code	Finish
543SC	Satin Chrome
543SG	Satin Graphite
543BLK	Matt Black

Square Cavity Slider Passage Set

- Non-locking
- 60mm backset

TRADE PACK

10 YEAR MECHANICAL WARRANTY



Code	Finish
542SC	Satin Chrome
542SN	Satin Nickel
542SG	Satin Graphite
542BLK	Matt Black

Square Cavity Slider Privacy Set

- Locking
- 60mm backset

TRADE PACK

10 YEAR MECHANICAL WARRANTY



Code	Finish
541SC	Satin Chrome
541SN	Satin Nickel
541SG	Satin Graphite
541BLK	Matt Black

Suitable for doors 35mm-45mm thick. 54mm fitting hole. 65mmW x 65mmH. Fixings supplied. Includes finger pull for Passage and Privacy sets.

Cavity Slider Locking Kit - Square

- 60mm backset
- 35-55mm door thickness
- Concealed fixing

10 YEAR MECHANICAL WARRANTY



Code	Finish
600SQSC	Satin Chrome
600SQSN	Satin Nickel
600SQGN	Satin Graphite
600SQBLK	Matt Black

Cavity Slider Privacy Indicating Kit - Square

- 60mm backset
- 35-55mm door thickness
- Concealed fixing

10 YEAR MECHANICAL WARRANTY



Code	Finish
602SQSC	Satin Chrome
602SQSN	Satin Nickel
602SQGN	Satin Graphite
602SQBLK	Matt Black

Cavity Slider Passage Kit - Square

- 60mm backset
- 35-55mm door thickness
- Concealed fixing

10 YEAR MECHANICAL WARRANTY



Code	Finish
601SQSC	Satin Chrome
601SQSN	Satin Nickel
601SQGN	Satin Graphite
601SQBLK	Matt Black

Cavity Slider Locking Kit - Round

- 60mm backset
- 35-55mm door thickness
- Concealed fixing

10 YEAR MECHANICAL WARRANTY



Code	Finish
600RNDSC	Satin Chrome
600RNDSN	Satin Nickel
600RNDGN	Satin Graphite
600RNDBLK	Matt Black

Cavity Slider Privacy Indicating Kit - Round

- 60mm backset
- 35-55mm door thickness
- Concealed fixing

10 YEAR MECHANICAL WARRANTY



Code	Finish
602RNDSC	Satin Chrome
602RNDSN	Satin Nickel
602RNDGN	Satin Graphite
602RNDBLK	Matt Black

Cavity Slider Passage Kit - Round

- 60mm backset
- 35-55mm door thickness
- Concealed fixing

10 YEAR MECHANICAL WARRANTY



Code	Finish
601RNDSC	Satin Chrome
601RNDSN	Satin Nickel
601RNDGN	Satin Graphite
601RNDBLK	Matt Black

Rectangular Cavity Slider Entrance Locking Kit

- 60mm backset
- 35-55mm door thickness
- Concealed fixing

10 YEAR WARRANTY



Code	Finish
600RECSC	Satin Chrome
600RECSN	Satin Nickel
600RECGN	Satin Graphite
600RECBK	Matt Black

Rectangular Cavity Slider Privacy Kit

- 60mm backset
- 35-55mm door thickness
- Concealed fixing

10 YEAR WARRANTY



Code	Finish
602RECSC	Satin Chrome
602RECSN	Satin Nickel
602RECGN	Satin Graphite
602RECBK	Matt Black

Rectangular Cavity Slider Passage Kit

- 60mm backset
- 35-55mm door thickness
- Concealed fixing

10 YEAR WARRANTY



Code	Finish
601RECSC	Satin Chrome
601RECSN	Satin Nickel
601RECGN	Satin Graphite
601RECBK	Matt Black





Flush Pulls

Flush Pull

- Available in 100 x 37mm & 140 x 33mm
- Face fix
- Fixings supplied

5 YEAR WARRANTY



Code	Description	Finish
106SC100	Size 100mm (H) x 37mm (W) x 10mm (D)	Satin Chrome
106CP100	Size 100mm (H) x 37mm (W) x 10mm (D)	Chrome Plate
106FB100	Size 100mm (H) x 37mm (W) x 10mm (D)	Florentine Bronze
106GD100	Size 100mm (H) x 37mm (W) x 10mm (D)	Gold
106PW100	Size 100mm (H) x 37mm (W) x 10mm (D)	Powder Coat White
106SC140	Size 140mm (H) x 33mm (W) x 10mm (D)	Satin Chrome
106CP140	Size 140mm (H) x 33mm (W) x 10mm (D)	Chrome Plate
106FB140	Size 140mm (H) x 33mm (W) x 10mm (D)	Florentine Bronze

Flush Pull

- Made from aluminium
- Supplied with 2 x machine screws and 2 x wood screws
- Sold as singles
- Excl. finger pull (order separately see below)

5 YEAR WARRANTY



TRADE PACK



Code	Description	Finish
772SC	Front: Size: 42x126x16mm, Centre to centre: 96mm Back: Size: 34x106x14mm	Satin Chrome
772SN		Satin Nickel
772BLK		Matt Black
772SG		Satin Graphite
773SC	Front: Size: 42x158x16mm, Centre to centre: 128mm Back: Size: 34x138x14mm	Satin Chrome
773SN		Satin Nickel
773BLK		Matt Black
773SG		Satin Graphite
774SN	Front: Size: 42x190x16mm, Centre to centre: 160mm Back: Size: 34x170x14mm	Satin Nickel
774SG		Satin Graphite
775SN	Front: Size: 42x254x16mm, Centre to centre: 224mm Back: Size: 34x235x14mm	Satin Nickel
775SG		Satin Graphite

All available in trade pack just add a 'B' behind the code

Square Edge Flush Pull

- Made from stainless steel! SS304
- Size 102mmH x 52mmW x 10mmD
- Sold separately

5 YEAR WARRANTY

304 QUALITY STAINLESS STEEL



TRADE PACK



Code	Description	Finish
713SS	Face fixed	Stainless Steel
733SS	Concealed fix	Stainless Steel
733PB	Concealed fix	Matt Black
733SB	Concealed fix	Stainless Steel
733PBB	Concealed fix	Matt Black



Oval Round Edge Flush Pull Kit

- Flush pull: 120mmH x 40mmW x 11mmD
- Finger pull flange: 30mm (outer) x 26mm (inner) x 10mmD complete cavity slider handle solution
- Kit includes 2 x door pulls and 1 x finger pull
- Concealed fixing, fixings supplied
- Includes end finger pull (zinc)

5 YEAR WARRANTY



Code	Finish
224SS	Stainless Steel
224PB	Matt Black

Rectangle Edge Flush Pull Kit 100 x 50mm

- Complete cavity slider handle solution
- Concealed fixing, fixings supplied
- Includes square end finger pull (Zinc)
- Finger pull flange: 25mm (outer) x 18mm (inner)
- Door pull: 100mmH x 50mmW x 10mmD
- Kit includes 2 x door pulls and 1 x finger pull

5 YEAR WARRANTY



Code	Finish
222SS	Stainless Steel
222PB	Matt Black

Oval Edge Flush Pull

- Size 120mmH x 40mmW x 10mmD
- Made from stainless steel SS304
- Sold separately

5 YEAR WARRANTY

304 QUALITY STAINLESS STEEL



TRADE PACK



Code	Description	Finish
712SS	Face fixed	Stainless Steel
732SS	Concealed fix	Stainless Steel
732PB	Concealed fix	Matt Black
732SB	Concealed fix	Stainless Steel
732PBB	Concealed fix	Matt Black



Finger Pulls

Square Flush Finger Pull

- Flange: 25mm (outer) x16mm (inner) x 18mmD
- For cavity door edges and cupboard doors
- To be fixed into the same size diameter hole
- 20mm depth
- Fixed with one screw (black screw supplied)
- Can also be glue fixed



5 YEAR WARRANTY

Code	Finish
748SS26	Stainless Steel
748PB26	Matt Black
748SG26	Satin Graphite

Round Flush Finger Pull

- For cavity door edges and cupboard doors
- To be fixed into the same size diameter hole
- 20mm depth
- Fixed with one screw (black screw supplied)
- Can also be glue fixed



5 YEAR WARRANTY

Code	Description	Finish
744PB30	Size 30mm Inner circle 26mm	Matt Black
744SC30	Size 30mm Inner circle 26mm	Satin Chrome
744SG30	Size 30mm Inner circle 26mm	Satin Graphite
744SC40	Size 40mm Inner circle 35mm	Satin Chrome
744SC50	Size 50mm Inner circle 40mm	Satin Chrome

Round Flush Finger Pull

- To be glued into the same size diameter hole
- Concealed fixing
- 70mm cut out size



5 YEAR WARRANTY

304 QUALITY STAINLESS STEEL

Code	Description	Finish
745SS90	Flange 90mm - Diameter 72mm - Depth 19mm	Stainless Steel

Finger Pull Rectangle

- Made from stainless steel SS304
- Concealed fix



5 YEAR WARRANTY

304 QUALITY STAINLESS STEEL

Code	Description	Finish
738SS	90mm x 26mm	Stainless Steel

Finger Pull with Stainless Steel Hook

- Made from stainless steel SS304
- Supplied with 2 x wood screws



5 YEAR WARRANTY

304 QUALITY STAINLESS STEEL

Code	Description	Finish
776SS	100x20x22mm	Stainless Steel



Door Magnet

- Size: 22 x 6mm
- Countersunk fixings supplied
- N42 magnet strength

5 YEAR WARRANTY



Standard



Black standard



With cup

Code	Description	Finish
332CP	Drill size 22mm - 1 pair	Chrome Plate
332BLK	Drill size 22mm - 1 pair	Matt Black
332/6CP	Drill size 22mm - 6 pairs	Chrome Plate
332MWC	Drill size 25mm - 1 pair magnet with cups	Chrome Plate

Plastic T-Handle Lock

- Supplied with 2 keys
- Spindle length: 75mm
- Fixing spacing: 45.5mm

5 YEAR WARRANTY



Sliding Door Lock


- Zinc diecast
- Non handed
- Dimensions: 92 x 190 x 64mm
- Door width: 30 - 40mm

10 YEAR WARRANTY



Code	Description	Finish
GTPTHFFKD	Face fix	Matt Black
GTPTHFFKA	Face fix - Keyed alike	Matt Black
GTPTHRFKD	Rear fixed	Matt Black
GTPTHRFKA	Rear fixed - Keyed alike	Matt Black
GTPTHRF38KD	Rear fix - 38mm centre to centre fixing	Matt Black
GTPTHRF38KA	Rear fix - keyed alike - 38mm centre to centre fixing	Matt Black

Code	Description	Finish
GTSSD12206	Single cylinder & snib function	Matt Black
GTSSD12216	Double cylinder & snib function	Matt Black
GTSSD12201	Snib only	Matt Black



06

ROLLERS

Our rollers collection is designed to ensure smooth, quiet, and reliable movement for sliding doors and windows in residential spaces. Featuring high-quality sliding door wheels, carriage and wheel assemblies, axle kits, and sliding window carriages, this range supports various applications with durable, easy-gliding performance.

10 YEAR WARRANTY

Each component in the collection is crafted for longevity, designed to handle the demands of daily use while maintaining fluid motion. Whether installing new doors and windows or upgrading existing ones, our rollers are compatible with a wide range of sliding systems, making them ideal for hassle-free installation and long-term functionality. With precision engineering and robust materials, our rollers provide an essential foundation for effortless operation and enduring support.

Sliding Door Wheels

90mm Universal Hinge

Iraundi or Anthony wheel
Nylon grooved tyre on ZP steel bearing
Fitted in conjunction with appropriate length
adjusting axle
Max weight: 35kgs
Tyre width: 8mm
Axle diameter: 6.4mm



Code	Description
GT7W3703	9.6 x 36.8mm diameter
GT7W3705	12 x 36.2mm diameter

32mm Grooved Sliding Door Wheel

OIK wheel
Nylon grooved tyre on ZZ precision ground bearing
Max weight: 30kgs
Tyre width: 8mm
Axle diameter: 6.2mm



Code	Description
GT7W3700	9.6 x 32mm diameter

37mm Grooved Sliding Door Wheel

OIK wheel
Nylon grooved tyre on ZP steel bearing
Max weight: 30kgs
Tyre width: 8mm
Axle diameter: 6.4mm



Code	Description
GT7W3701	9.6 x 36.8mm diameter

Lockwood Sliding Door Wheel

Antony wheel
Nylon grooved tyre on ZP steel bearing
Stainless Steel adjustable bolt
Max weight: 30kgs
Tyre width: 8mm
Axle diameter: 6.5mm



Code	Description
GT7W3702	31.6 x 36.8mm diameter

32mm Sliding Door Wheel with Axle

Kegler wheel
Nylon grooved tyre on ZP steel bearing with
removable axle
Max weight: 30kgs
Tyre width: 8mm
Axle diameter: 6.3mm



Code	Description
GT7W3706	9.5 x 32mm diameter

28mm Flat Profile Sliding Door Wheel

Anthony wheel
Nylon grooved tyre on ZP steel bearing
Flat profile wheel
Max weight: 25kgs
Tyre width: 7mm
Axle diameter: 6.4mm



Code	Description
GT7W3707	9.5 x 27.9mm diameter

36.8mm Grooved Sliding Door Wheel

Anthony wheel
Nylon grooved tyre on ZP steel Bearing
Max weight: 55kgs
Tyre width: 9.6mm
Axle diameter: 9.5mm
Groove: 5mm



Code	Description
GT7W3710	9.6 x 32mm diameter

Fixed Axle Grooved Sliding Door Wheel

Anthony wheel
Nylon grooved tyre on ZP steel Bearing
Fixed axle replacement roller to fit old Panarol
adjustable carriage (G7TW3728)
Max weight: 35kgs
Tyre width: 8mm
Axle diameter: 5.5mm



Code	Description
GT7W3711	8.9 x 35.8mm diameter

33mm Steel Sliding Door Wheel

OIK wheel
Steel grooved tyre on ZZ precision ground bearing
Use replacement roller in carriages with a separate
removable axle
Max weight: 50kgs
Tyre width: 8mm
Axle diameter: 6.4mm



Code	Description
GT7W3712	9.6 x 33mm diameter

32mm Fixed Axle Sliding Door Wheel - 40kgs

Anthony wheel
Nylon grooved tyre on ZP steel bearing
40kgs to fit 5000 series carriages
Max weight: 40kgs
Tyre width: 8mm
Axle diameter: 6.3mm



Code	Description
GT7W3713	8.8 x 32mm diameter

32mm Fixed Axle Sliding Door Wheel - 50kgs

Anthony wheel
Nylon grooved tyre on ZP steel bearing
40kgs to fit 5000 series carriages
Max weight: 50kgs
Tyre width: 8mm
Axle diameter: 6.3mm



Code	Description
GT7W3714G	8.8 x 32mm diameter

26mm Fixed Axle Sliding Door Wheel

OIK wheel
Nylon grooved tyre on ZP steel bearing
Use GT7W3728 carriage
Max weight: 15kgs
Tyre width: 8mm
Axle diameter: 6.3mm



Code	Description
GT7W3716	6.5 x 26.6mm diameter

36mm Flecther Insert Sliding Door Wheel

Anthony wheel
ZP steel with nylon wheel on steel bearing
Use with GT7W3732 bracket
Tyre width: 8mm
Wheel diameter: 36mm



Code	Description
GT7W3717	Carriage dimension: 39 x 21 x 20mm

37mm Offset Nylon Sliding Door Wheel

Althern replacement wheel manufactured from self
lubricating nyloil nylon (Oil filled nylon) specifically
designed for bushes and bearings
Overall width: 19mm
Axle bore diameter: 10mm



Code	Description
GT7W3718	9.6 x 36.8mm diameter

16mm Grooved Fixed Axle Sliding Door Wheel

Doric wheel
Nylon grooved tyre on ZZ bearing
Fits the old Nulook sliding doors
Max weight: 10kgs
Tyre width: 5.4mm
Axle diameter: 3mm



Code	Description
GT7W3722	5.2 x 16mm diameter

Fletcher Instile Roller - Nylon

Fisher & Rylock wheel
Zinc diecast carriage and nylon grooved wheel
Max weight: 25kgs
Tyre width: 8mm
Wheel diameter: 32mm
Axle diameter: 6.5mm



Code	Description
GT7W3745	29 x 36 x 19mm

Fletcher Instile Roller - Stainless Steel

Fisher & Rylock wheel
Zinc diecast carriage and Stainless Steel grooved
wheel
Max weight: 50kgs
Tyre width: 8mm
Wheel diameter: 32mm
Axle diameter: 6.5mm



Code	Description
GT7W3745SS	29 x 36 x 19mm

Sliding Door Carriage & Wheel

Adjustable Nylon Sliding Door Carriages

Anthony 5000 Series carriage
Corrosion resistant engineered plastic
Max weight: 25kgs



Code	Description
GT7W3746	112mm x 32mm x 17.5mm
GT7W3747	112mm x 32mm x 21mm
GT7W3748	112mm x 32mm x 24.8mm
GT7W3749	112mm x 32mm x 27mm

External Stainless Steel Adjustable Carriage & Wheel - 50kgs

Fletcher aluminium nylon wheel
To fit Fisher & Rylock sliding doors
Max weight: 50kgs (100kg door panel)
Axle diameter: 6.4mm



Code	Description
GT7W3744SS	66 x 71 x 23mm

Internal Adjustable Carriage & Wheel - 25kgs

Interlock nylon wheel
Max weight: 25kgs (50kg door panel)
Wheel diameter: 32mm



Code	Description
GT7W3744	66 x 71 x 23mm

Internal Carriage & Wheel - 50kgs

Interlock ZP steel wheel
Max weight: 50kgs (100kg door panel)
Wheel diameter: 32mm



Code	Description
GT7W3726HD	43 x 55 x 23mm

Carriage & Wheel - Non adjustable

Anthony carriage with nylon grooved roller
Max weight: 15kgs
Wheel diameter: 26.6mm



Code	Description
GT7W3733	47.5 x 18.8 x 9.45mm

Fixed Wheel Carriage

Fletcher aluminium and nylon wheel
To fit old Californian sliding door
Wheel Diameter: 22mm



Code	Description
GT7W3729	38 x 25 x 9mm

Fletcher Offset Carriage and Wheel 25kg – with side wing

Corrosion resistant engineered plastic with nylon tyre
Max weight: 25Kg
Wheel Diameter: 32mm



Code	Description
GT7W3750RKIT	146mm x 33mm x 28mm

Fletcher Offset Carriage and Wheel 50kg – no side wing

Corrosion resistant engineered plastic with nylon tyre. The existing side wing can be unclipped & used with this replacement roller or select a GT7W3750W replacement wing if required.
Max weight: 50Kg
Wheel Diameter: 32mm



Code	Description
GT7W3751R	146mm x 33mm x 28mm

Fletcher Offset Carriage and Wheel 50kgs – with side wing

Corrosion resistant engineered plastic with nylon roller
Max weight: 50Kg
Wheel Diameter: 32mm



Code	Description
GT7W3751RKIT	146mm x 33mm x 28mm

External Adjustable Carriage & Wheel - 25kgs

Fletcher aluminium nylon wheel
To fit Fisher & Rylock sliding doors
Max weight: 25kgs (50kg door panel)
Axle diameter: 6.4mm



Code	Description
GT7W3744	66 x 71 x 23mm

Heavy Duty Adjustable Carriage & Wheel

Kegler adjustable engineered nylon and brass carriage and wheel
For bottom rolling timber or aluminium doors
Max Weight: 115kg
Wheel Diameter: 38mm



Code	Description
GT7W3795	137mm x 33mm x 36.5mm

Commercial Sliding Door Wheel

Henderson adjustable ZP steel and brass wheel
For bottom rolling timber or aluminium doors
Max weight: 115kgs
Wheel diameter: 44mm



Code	Description
GT7W3794	110mm x 46mm x 38.2mm

32mm Tandem Wheel Carriage

Universal adjustable roller with grooved nylon wheels for use on a 6mm radius track
Max Weight: 80kg
Wheel Diameter: 32mm



Code	Description
GT7W3757	137mm x 33mm x 17.5mm

Tandem Wheel Carriage

Doric tandem wheel carriage
Max weight: 80kgs
Wheel diameter: 32mm



Code	Description
GT7W3758	100mm x 37mm 26.5mm

Panarol Tandem Roller

Anthony wheel on stainless steel bracket
Tandem wheel replacement roller suitable for double glazed sliding door panels
No panel modification required
Max weight: 80kgs (160kg door panel)
Wheel diameter: 32mm



Code	Description
GT7W3728-KIT	163mm x 35mm x 19mm

Fairview Tandem Wheel Roller

Anthony machined polymer wheel to suit 6mm track diameter
Adjustment: 11.5mm
Max Panel Weight: 80kg



Code	Description
GT7W3816	137mm x 33mm x 26.5mm

Fletchers Tandem Wheel 100kgs

Fletcher aluminium adjustable roller with grooved nylon wheels for use on 6mm radius track
Nylon tyre on ball bearing
Max weight: 100Kg
Wheel Diameter: 32mm



Code	Description
GT7W3818	137mm x 33mm x 25.2mm

Nu Look Tandem Wheel Roller

Nu Look adjustable roller with grooved nylon wheels suitable for use on 6mm radius track
Nylon side fins can be altered to suit different width door rails
Max weight: 50Kg
Adjustment: 11.5mm



Code	Description
GT7W3820	152mm x 32.5mm x 25.5mm

Adjustable Carriage and Wheel - Tab

Kegler series ZP steel carriage with grooved nylon wheel on precision bearing
Max weight: 25kgs
Wheel Diameter: 32mm
Axle Diameter: 6.4mm



Code	Description
GT7W3754	65mm x 25mm 21mm

Adjustable Carriage and Wheel - No Tab

Kegler series ZP steel carriage with nylon grooved wheel
Max Weight: 25kgs
Wheel Diameter: 32mm
Axle Diameter: 6.4mm



Code	Description
GT7W3755	65mm x 30mm x 21mm

Adjustable Carriage and Wheel - Short Tab

Kegler series ZP steel carriage with nylon grooved wheel
Max Weight: 25kgs
Wheel Diameter: 32mm
Axle Diameter: 6.4mm



Code	Description
GT7W3724	65mm x 30mm x 21mm

Adjustable Carriage and Wheel - Long Tab

Kegler series ZP steel carriage with nylon grooved wheel
Max Weight: 25kg
Wheel Diameter: 32mm
Axle Diameter: 6.4mm



Code	Description
GT7W3725	65mm x 35mm x 21mm

Nulook Roller Carriage

Nulook nylon carriage with 3 roller positions



Code	Description
GT7W3731	70mm x 24mm x 10mm

Roller Bracket and Corner stake

Doric ZP steel bracket and corner stake
Use with GT7W3717 wheel



Code	Description
GT7W3732	45mm x 34mm x 18mm

Sliding Door Axle Kits



Axle Kit 22mm
Axle and locking aluminium pin kit
Firm even pressure is required to press locking pin into axle to ensure the door panel is adjustable when installation is completed
Use with GT7W3703 & GT7W3705
Door Thickness: 20mm
Pin: 6.3mm

Code	Description
GT7W3738	18mm x 22mm (27mm with pin)



Axle Kit 28mm
Axle and locking aluminium pin kit
Firm even pressure is required to press locking pin into axle to ensure the door panel is adjustable when installation is completed
Use with GT7W3703 & GT7W3705
Door Thickness: 25mm
Pin: 6.3mm

Code	Description
GT7W3739	18mm x 28mm (33mm with pin)



Adjusting Axle
Adjusting aluminium axle
Replaces black nylon axle with stainless steel sleeve
Use with GT7W3710
Pin: 9.35mm

Code	Description
GT7W3740	18mm x 21mm

Sliding Window Carriage & Wheel

Lockwood Wheel Axle

Adjusting stainless steel axle and nut
To fit Lockwood GT7W3702 wheel
Pin: 6.23mm Diameter



Code	Description
GT7W3741	41.5mm x 6.23mm Diameter

Sliding Window Carriage Roller

Anthony nylon carriage and wheel
Max Weight: 12kg
Wheel Diameter: 12.4mm



Code	Description
GT7W3769	31.9mm x 14.4mm x 7.9mm

Sliding Window Carriage Roller

Anthony nylon carriage and wheel
Max Weight: 12kg
Wheel Diameter: 14.3mm



Code	Description
GT7W3770	38mm x 12.6mm x 9.5mm

14.7mm Sliding Window Carriage Roller

Anthony nylon carriage and wheel
Max Weight: 12kg
Wheel Diameter: 14.7mm



Code	Description
GT7W3773	29.2mm x 13.8mm x 10.8mm

16mm Sliding Window Carriage Roller

Anthony nylon carriage and wheel
IR bearing wheel
Max Weight: 12kg
Wheel Diameter: 16mm



Code	Description
GT7W3775	38.1mm x 14.1mm x 8.8mm

Sliding Window Carriage Roller

Anthony nylon carriage only
For GT7W3772



Code	Description
GT7W3771	29.2mm x 13mm x 9.3mm

16mm Sliding Window Carriage Roller

Anthony nylon carriage and ZP Steel & Nylon (Ball bearing wheel)
IR bearing wheel
Max Weight: 12kg
Wheel Diameter: 16mm



Code	Description
GT7W3774	38.2mm x 14.1mm x 10.8mm

14.9mm Sliding Window Carriage Roller

Anthony nylon carriage and wheel
Replaces roller in stainless steel clip
Max Weight: 12kg
Wheel Diameter: 14.9mm



Code	Description
GT7W3776	38.1mm x 14.1mm x 8.8mm

Nu Look Door & Window Roller

Anthony nylon carriage and wheel
Max Weight: 12kg



Code	Description
GT7W3777	29.1mm x 17.2mm x 10.7mm

Sliding Window Roller

Anthony nylon carriage and wheel
Max Weight: 12kg



Code	Description
GT7W3778	29.1mm x 13mm x 9.4mm

Sliding Window Roller

Anthony nylon carriage and wheel with stainless steel Ball Bearings
Max Weight: 12kg



Code	Description
GT7W3779	29.5mm x 15.7mm x 10.3mm

Sliding Window Roller Carriage

Antony nylon wheel
Anthony nylon carriage and stainless steel ball bearings. Rollers can be clipped together for heavy windows
Max Weight: 12kg
Wheel Diameter: 15.2mm



Code	Description
GT7W3767	38.2mm x 14.1mm x 15.2mm





07

FRENCH & DOUBLE DOORS

Our French and double door hardware collection is all about making your doors work beautifully and securely. With flush bolts, flush lever bolts, socket bolts, neck bolts, and cabin hooks, these pieces are designed to keep your doors in place while offering smooth, reliable operation.

Perfect for homes, our hardware ensures that your double doors stay aligned and function flawlessly, even with heavy use. Whether you're looking to secure a set of elegant French doors or add stability to double doors in a busy home setting, this range has you covered. Easy to install and built to last, these hardware pieces blend seamlessly into any door style, giving you both the reliability and the look you want for your space.



Flush Necked Bolt 150mm

- Made from solid brass
- Available in standard non-locking or key locking function
- Length 150mm, bolt 9mm, throw 30mm
- Keyed alike available on request

B BRASS LIFETIME GUARANTEE

DESIGNED BY
MILES NELSON



Code	Description	Finish
405SC150	Non-locking	Satin Chrome
405SG150	Non-locking	Satin Graphite
405SCL150	Locking	Satin Chrome
405SGL150	Locking	Satin Graphite

Flush Straight Bolt 150mm

- Made from solid brass
- Available in standard non-locking or key locking function
- Length 150mm, bolt 9mm, throw 30mm
- Keyed alike available on request

B BRASS LIFETIME GUARANTEE

DESIGNED BY
MILES NELSON



Code	Description	Finish
505SC150	Non-locking	Satin Chrome
505SCL150	Locking	Satin Chrome
505SGL150	Locking	Satin Graphite

Flush Bolts

Flush Straight Bolt

- Made from solid brass, one piece extrusion
- Made from extruded brass
- Suitable for bi fold, sliding and hinged doors
- Length 100mm, bolt 8mm, throw 36mm
- Length 150mm, bolt 10mm, throw 25mm
- Positive locating
- Fixings supplied

B BRASS LIFETIME GUARANTEE

DESIGNED BY
MILES NELSON



Code	Finish
215SC08100	Satin Chrome
215BR08100	Brass
215SN08100	Satin Nickel
215SC10150	Satin Chrome
215BR10150	Brass
215SN10150	Satin Nickel
215PB10150	Matt Black

Flush Inward Necked Bolt

- Made from solid brass, one piece extrusion
- Length 150mm, bolt 10mm, throw 25mm, offset 9mm
- Fixings supplied

Code	Finish
218SN10150	Satin Nickel

Flush Necked Bolt

- Made from solid brass, **one piece extrusion**
- Forged neck bolt for superior strength
- Suitable for bi fold, sliding and hinged doors
- Length 100mm, bolt 8mm, throw 20mm, offset 6mm
- Length 150mm, bolt 10mm, throw 25mm, offset 11mm
- Fixings supplied

B BRASS LIFETIME GUARANTEE

DESIGNED BY
MILES NELSON



Code	Finish
216SC08100	Satin Chrome
216BR08100	Brass
216SN08100	Satin Nickel
216SC10150	Satin Chrome
216BR10150	Brass
216SN10150	Satin Nickel

Flush Necked Bolt

- Made from solid brass
- Length 150mm, bolt 10mm, throw 25mm, offset 8mm
- Length 200mm, bolt 10mm, throw 25mm, offset 8mm

Code	Finish
217SN10150	Satin Nickel
217SN10200	Satin Nickel



Flush Lever Bolts

Flush Lever Bolt

- Made from stainless steel
- Lever action
- Length 150mm, Bolt 12mm, Throw 18mm
- Width 19mm
- Fixings supplied

**QUALITY
STAINLESS STEEL**

**5 YEAR
WARRANTY**



Code	Finish
711SC	Stainless Steel
711BR	Polished Brass

Flush Lever Bolt

- Made from forged solid brass
- Lever action
- Heavy duty
- Size 150mm x 25mm, Throw 18mm, Rod 12mm
- Fixings supplied

**BRASS LIFETIME
GUARANTEE**

**TRADE
PACK**



Code	Description	Finish
305SC150		Satin Chrome
305SC150B	Trade pack	Satin Chrome
305SG150		Satin Graphite
305SN150		Satin Nickel

Flat Bar Flush Lever Bolt

- Made from forged solid brass
- Lever action
- Heavy duty
- Bolt is a flat bar
- Size 150mm x 25mm, Throw 18mm
- Fixings supplied

**BRASS LIFETIME
GUARANTEE**



Code	Finish
305SC150F	Satin Chrome

Auto Flush Bolt

- 160mm x 20mm
- Supplied as **pair** (left and right hand)
- For use on double doors
- Suitable for rebated an non-rebated doors
- 12mm Bolt
- Great for tall doors

**304 QUALITY
STAINLESS STEEL**



Code	Finish
MNC-AFB3000	Stainless Steel

Recessed Flush Bolts

- For Aluminium Joinery

**5 YEAR
WARRANTY**



Code	Description	Finish
GT5502BODYSCP	Flush bolt body	Satin Chrome
GT5502BODYBLK	Flush bolt body	Matt Black
GT5502STDTS CP	Flush bolt with straight rod 254mm	Satin Chrome
GT5502STDTB LK	Flush bolt with straight rod 254mm	Matt Black
GT5502STD T300SCP	Flush bolt with straight rod 300mm	Satin Chrome
GT5502STD T300BLK	Flush bolt with straight rod 300mm	Matt Black
GT5502OFDTSCP	Flush bolt with offset rod 254mm	Satin Chrome
GT5502OFDTBLK	Flush bolt with offset rod 254mm	Matt Black

Surface Mount Flush Bolts

- For Aluminium Joinery

**5 YEAR
WARRANTY**



Code	Description	Finish
GT5504BODYSCP	Flush bolt body	Satin Chrome
GT5504BODYBLK	Flush bolt body	Matt Black
GT5504BODYS PC	Flush bolt body	*Special Powder Coat
GT5504STD TSCP	Flush bolt with straight rod 254mm	Satin Chrome
GT5504STD TB LK	Flush bolt with straight rod 254mm	Matt Black
GT5504STD TSPC	Flush bolt with straight rod 254mm	*Special Powder Coat
GT5504STD T300SCP	Flush bolt with straight rod 300mm	Satin Chrome
GT5504STD T300BLK	Flush bolt with straight rod 300mm	Matt Black
GT5504STD T300SPC	Flush bolt with straight rod 300mm	*Special Powder Coat
GT5504OFDTSCP	Flush bolt with offset rod 254mm	Satin Chrome
GT5504OFDTBLK	Flush bolt with offset rod 254mm	Matt Black
GT5504OFDTSPC	Flush bolt with offset rod 254mm	*Special Powder Coat

Dust Sockets

Dust Socket

- Made from solid brass
- For use with flush bolts, socket bolts, neck bolts and patio bolts (up to 12mm thick bolt)
- Concrete and timber fix
- Length: 47mm - Flange diameter: 43mm - Socket diameter: 21mm

**TRADE
PACK**

**5 YEAR
WARRANTY**



Code	Description	Finish
214SC	For timber	Satin Chrome
214SN	For timber	Satin Nickel
314SC	For concrete	Satin Chrome
314SCB	For concrete	Satin Chrome
314PB	For concrete	Matt Black

Dust Socket

- Made from solid brass
- For use with flush bolts, socket bolts, neck bolts and patio bolts (up to 12mm thick bolt)
- Concrete and timber fix
- Length: 40mm - Diameter: 19mm
- Fits 12mm diameter bolts

**5 YEAR
WARRANTY**



Code	Finish
706SC	Stainless Steel
706BR	Polished Brass

Socket Bolts - Neck Hooks - Cabin Hooks



Socket Bolts

- 8mm or 10mm rod
- Fixings supplied

**BRASS LIFETIME
GUARANTEE**

Code	Description	Finish
262CP0835ECO	8 x 35mm	Chrome Plate
262SC0835ECO	8 x 35mm	Satin Chrome
262BR0835ECO	8 x 35mm	Brass
262FB0835ECO	8 x 35mm	Florentine Bronze
262CP0850ECO	8 x 50mm	Chrome Plate
262SC0850ECO	8 x 50mm	Satin Chrome
262BR0850ECO	8 x 50mm	Brass
262FB0850ECO	8 x 50mm	Florentine Bronze
262CP0875ECO	8 x 75mm	Chrome Plate
262SC0875ECO	8 x 75mm	Satin Chrome
262BR0875ECO	8 x 75mm	Brass
262FB0875ECO	8 x 75mm	Florentine Bronze
262CP08100ECO	8 x 100mm	Chrome Plate
262SC08100ECO	8 x 100mm	Satin Chrome
262BR08100ECO	8 x 100mm	Brass
262FB08100ECO	8 x 100mm	Florentine Bronze
262CP10150ECO	10 x 150mm	Chrome Plate
262SC10150ECO	10 x 150mm	Satin Chrome
262BR10150ECO	10 x 150mm	Brass
262FB10150ECO	10 x 150mm	Florentine Bronze
262SC10200ECO	10 x 200mm	Satin Chrome



Necked Bolts

- 8mm or 10mm rod
- Fixings supplied

**BRASS LIFETIME
GUARANTEE**

Code	Description	Finish
269CP0850ECO	8 x 50mm	Chrome Plate
269SC0850ECO	8 x 50mm	Satin Chrome
269CP0875ECO	8 x 75mm	Chrome Plate
269SC0875ECO	8 x 75mm	Satin Chrome
269BR0875ECO	8 x 75mm	Brass
269FB0875ECO	8 x 75mm	Florentine Bronze
269CP08100ECO	8 x 100mm	Chrome Plate
269SC08100ECO	8 x 100mm	Satin Chrome
269BR08100ECO	8 x 100mm	Brass
269FB08100ECO	8 x 100mm	Florentine Bronze
269SG08100ECO	8 x 100mm	Satin Graphite
269CP10150ECO	10 x 150mm	Chrome Plate
269SC10150ECO	10 x 150mm	Satin Chrome
269BR10150ECO	10 x 150mm	Brass
269FB10150ECO	10 x 150mm	Florentine Bronze
269SG10150ECO	10 x 150mm	Satin Graphite



Cabin Hooks - Commercial

- Super heavy duty

**5 YEAR
WARRANTY**

Code	Description	Finish
376SS150	150mm	Stainless Steel
376SS200	200mm	Stainless Steel



Cabin Hooks

- 8mm or 10mm rod
- Fixings supplied
- Forged brass

**5 YEAR
WARRANTY**

Code	Description	Finish
276BR0850BP	50mm	Brass
276CP0850BP	50mm	Chrome Plate
276FB0850BP	50mm	Florentine Bronze
276SC0850BP	50mm	Satin Chrome
276BR0875BP	75mm	Brass
276CP0875BP	75mm	Chrome Plate
276FB0875BP	75mm	Florentine Bronze
276SC0875BP	75mm	Satin Chrome
276SG0875	75mm	Satin Graphite
276BR08100BP	100mm	Brass
276CP08100BP	100mm	Chrome Plate
276FB08100BP	100mm	Florentine Bronze
276SC08100BP	100mm	Satin Chrome
276SN08100	100mm	Satin Nickel
276SG08100	100mm	Satin Graphite
276SS100BP	100mm	Stainless Steel
276BR10150	150mm	Brass
276CP10150	150mm	Chrome Plate
276FB10150	150mm	Florentine Bronze
276SC10150	150mm	Satin Chrome
276SS150BP	150mm	Stainless Steel
276BR10200	200mm	Brass
276CP10200	200mm	Chrome Plate
276FB10200	200mm	Florentine Bronze
276SC10200	200mm	Satin Chrome



To order separate hook eye only: 276**E

The above bolts and hooks are manufactured from closed forged seamless brass for superior strength and finish.



08

PADLOCKS & LOCK BOXES

Our padlocks and lock boxes offer reliable security solutions for a wide range of needs. Whether you're securing a gate, locker, shed, or storage unit, our durable padlocks provide peace of mind with solid construction and ease of use. Designed to withstand the elements and daily wear, these padlocks are a practical choice for residential settings.

10 YEAR WARRANTY

For added security, our lock boxes provide a secure space to store keys or access cards, ensuring they're readily available while remaining protected. With easy-to-install designs and robust materials, our lock boxes are perfect for homes that need a secure, accessible place to store important items. Together, these products offer versatile, dependable options to safeguard your belongings with confidence.

Heavy Duty Solid Steel Padlocks

Heavy Duty Solid Steel Padlock - 31

- Lock body: 82mm x 61mm x 32mm
- Shackle diameter: 11.1mm
- Shackle internal height: 16.15mm
- Shackle internal width: 27mm

10 YEAR WARRANTY



Code	Finish
AU731	Matt Black

Heavy Duty Solid Steel Padlock - 41

- Lock body: 103mm x 70mm x 34mm
- Shackle diameter: 14mm
- Shackle internal height: 27mm
- Shackle internal width: 48mm

10 YEAR WARRANTY



Code	Finish
AU741	Matt Black

Heavy Duty Solid Steel Combination Padlocks

Heavy Duty Solid Steel Resettable Combination Padlock - 60

- Lock body: 62mm x 54mm x 34mm
- Dial: 4 number dial
- Shackle diameter: 11mm
- Shackle internal height: 25mm
- Shackle internal width: 22mm

10 YEAR WARRANTY



Code	Finish
SR60	Matt Black

Heavy Duty Solid Steel Resettable Combination Padlock - 62

- Lock body: 62mm x 54mm x 34mm
- Dial: 4 number dial
- Shackle diameter: 11mm
- Shackle internal height: 50mm
- Shackle internal width: 22mm

10 YEAR WARRANTY



Code	Finish
SR62	Matt Black

Heavy Duty Solid Steel Resettable Combination Padlock - Protected Shackle

- Lock body: 62mm x 77mm x 34mm
- Dial: 4 number dial
- Shackle diameter: 11mm
- Shackle internal height: 25mm
- Shackle internal width: 22mm

10 YEAR WARRANTY



Code	Finish
SR60P	Matt Black

Heavy Duty Solid Steel Shackleless Padlocks

Heavy Duty Shackleless Puk Padlock

- Lock body: 73mm x 22.7mm x 38mm
- Locking pin diameter: 10.2mm
- Locking pin internal height: 15mm
- Locking pin internal width: 43.7mm

10 YEAR WARRANTY



Code	Finish
AU401-BK	Matt Black

Heavy Duty Shackleless Stepped Puk Padlock

- Lock body: 73mm x 22.7mm x 38mm
- Locking pin diameter: 10.2mm
- Locking pin internal height: 15mm
- Locking pin internal width: 43.7mm

10 YEAR WARRANTY



Code	Finish
AU400-BK	Matt Black


Heavy Duty Shackleless Combination Stepped Puk Padlock

- Lock body: 73mm x 22.7mm x 41mm
- Locking pin diameter: 10.2mm
- Locking pin internal height: 15mm
- Locking pin internal width: 43.7mm

10 YEAR WARRANTY



Code	Finish
SR400	Stainless Steel



Heavy Duty Stainless Steel Padlocks

Heavy Duty Stainless Steel Padlock - 40

- Lock body: 39mm x 46mm x 20mm
- Diameter: 6.3mm
- Internal height: 26mm
- Internal width: 20mm

10 YEAR WARRANTY



Code	Finish
AU840	Stainless Steel

Heavy Duty Stainless Steel Padlock - 50

- Lock body: 51mm x 46mm x 25mm
- Diameter: 9.5mm
- Internal height: 26mm
- Internal width: 20mm

10 YEAR WARRANTY



Code	Finish
AU850	Stainless Steel

Heavy Duty Stainless Steel Padlock - 45

- Lock body: 44mm x 46mm x 23mm
- Diameter: 8mm
- Internal height: 27mm
- Internal width: 20mm

10 YEAR WARRANTY



Code	Finish
AU845	Stainless Steel

Heavy Duty Stainless Steel Padlock - 60

- Lock body: 63mm x 51mm x 25mm
- Diameter: 11mm
- Internal height: 28mm
- Internal width: 32mm

10 YEAR WARRANTY



Code	Finish
AU860	Stainless Steel

Heavy Duty Solid Brass Padlocks

Solid Brass Padlock - 50

- Lock body: 40mm x 54mm
- Shackle diameter: 6.35mm
- Internal height: 25mm
- Internal width: 20mm

10 YEAR WARRANTY



Code	Finish
AU650DP	Brass
AU650BP	Brass

Solid Brass Padlock - 60

- Lock body: 45mm x 54mm
- Shackle diameter: 7.93mm
- Internal height: 26mm
- Internal width: 20mm

10 YEAR WARRANTY



Code	Finish
AU660DP	Brass
AU650BP	Brass

Solid Brass Padlock - 70

- Lock body: 50mm x 54mm
- Shackle diameter: 9.5mm
- Internal height: 26mm
- Internal width: 20mm

10 YEAR WARRANTY



Code	Finish
AU670DP	Brass
AU670BP	Brass

Solid Brass Padlock - 70P

- Lock body: 50mm x 87mm
- Shackle diameter: 9.5mm
- Internal height: 26mm
- Internal width: 20mm

10 YEAR WARRANTY



Code	Finish
AU670PDP	Brass
AU670BPB	Brass

Lock Boxes

Combination Key Box with Shackle - Small

- Wall mounted
- Fixings supplied
- Lock body: 53mm x 70mm x 35mm

10 YEAR WARRANTY



Code	Finish
SKSS-004	Matt Black

Combination Key Box with Shackle - Large

- Keybox body: 68mm x 110mm x 43mm
- Shackle diameter: 10mm
- Shackle Internal: 42mm x 40mm

10 YEAR WARRANTY



Code	Finish
SKS-004 (No Bag)	Matt Black
SKS-004-RF (With Bag)	Matt Black

Combination Key Box - Small

- Wall mounted
- Fixings supplied
- Lock body: 53mm x 70mm x 35mm

10 YEAR WARRANTY



Code	Finish
SKB-004	Matt Black

Combination Key Box - Large

- Wall mounted
- Fixings supplied
- Lock body: 68mm x 110mm x 43mm

10 YEAR WARRANTY



Code	Finish
SKLB-004	Matt Black

Combination Key Box with Cable Hasp & RFID BAG

- Keybox body: 68mm x 110mm x 43mm
- Cable diameter: 7mm
- Cable length: 290mm

10 YEAR WARRANTY



Code	Finish
SKC-004 (No Bag)	Matt Black
SKC-004-RF (With Bag)	Matt Black





09

DOOR STOPS

Our door stops offer simple, reliable solutions to protect your walls and doors in residential settings. Designed to prevent doors from swinging too far and causing damage, these practical tools help maintain the integrity of your walls and furniture.

Whether you need a sleek, modern design or a more traditional style, our door stops are easy to install and built to last. They provide an effective barrier against door impact, helping to keep your home looking neat and organised.

Perfect for any room in the house, from bedrooms to living areas, our door stops are a must-have for maintaining your home's decor while ensuring the safety of your walls. Durable and functional, they make sure your doors stay in place and are gently halted with every use.


5 YEAR WARRANTY

404 Door Stop Wall Mount

- Made from aluminium
- Concealed fixing
- Fixings supplied

 INTERIOR/EXTERIOR
USAGE

 TRADE
PACK



Code	Description	Finish
404SN	Length 85mm - Base size 32mm	Satin Nickel
202DS85A	Length 85mm - Base size 32mm	Satin Anodised
202DS85APB	Length 85mm - Base size 32mm	Matt Black
202SG85A	Length 85mm - Base size 32mm	Satin Graphite
202DS85A5PK	Length 85mm - Base size 32mm - 5 Pack	Satin Anodised
404SNB	Length 85mm - Base size 32mm - Trade Pack	Satin Nickel
202DS85APBB	Length 85mm - Base size 32mm - Trade Pack	Matt Black
202DS30AB	Length 30mm - Base size 32mm - Trade Pack	Satin Anodised



Wall Mount Door Stops

400 Door Stop Wall Mount

- Supplied with black and white tips
- Concealed fixing
- Fixings supplied



Code	Description	Finish
400SC	Length 80mm - Base size 30mm	Satin Chrome
400SS	Length 80mm - Base size 30mm	Stainless Steel
400SCB	Length 80mm - Base size 30mm - Trade Pack	Satin Chrome

403 Door Stop Wall Mount

Code	Description	Finish
403SG	Length 80mm - Base size 30mm	Satin Graphite
403PB	Length 80mm - Base size 30mm	Matt Black

204 Door Stop Wall Mount

- Length 90mm - Base size 43mm
- Made from forged brass
- Rubber tip (fixed)
- Fixings supplied



Code	Finish
204SCB	Satin Chrome

203 Door Stop Wall Mount

- Made from aluminium
- Fixings supplied



Code	Description	Finish
203SC	Length 85mm - Base size 38mm	Satin Chrome
203SC5PK	Length 85mm - Base size 38mm - 5 Pack	Satin Chrome

701 Door Stop Wall Mount

- Made from zinc diecast
- 3 screw face fixed
- Fixings supplied



Code	Description	Finish
701SC	Length 75mm - Base size 37mm	Satin Chrome

703 Door Stop & Holder

- Made from zinc diecast
- 3 screw face fixed
- Fixings supplied



Code	Description	Finish
703SC	Length 75mm - Base size 40mm	Satin Chrome



402 Door Stop Wall Mount

- Brushed stainless steel finish
- Concealed fixing



INTERIOR/EXTERIOR
USAGE



QUALITY
STAINLESS STEEL



Code	Description	Finish
402SS	Length 80mm - Base size 25mm	Stainless Steel

601 Door Stop Wall Mount

- Concealed fixing
- Fixings supplied



INTERIOR/EXTERIOR
USAGE



QUALITY
STAINLESS STEEL



Code	Description	Finish
601SS	Length 70mm - Base size 30mm	Stainless Steel
601SS100	Length 100mm - Base size 30mm	Stainless Steel

806 Door Stop Wall Mount

- Made from aluminium
- White and black tips supplied
- Fixings supplied



QUALITY
STAINLESS STEEL




Code	Description	Finish
806SC	Length: 75mm	Satin Chrome
806SN	Length: 75mm	Satin Nickel
806SG	Length: 75mm	Satin Graphite
806PB	Length: 75mm	Matt Black

Round with Straight Edge Round
Tip Wall Mount

- Made from aluminium
- White and black tips supplied
- Fixings supplied



QUALITY
STAINLESS STEEL



Code	Description	Finish
804SC	Length: 75mm	Satin Chrome
804SN	Length: 75mm	Satin Nickel

Cushioned Door Stop Wall Mount

- Plastic cushion type
- Concealed fixing
- Fixings supplied



TRADE
PACK



Code	Description	Finish
605PW	Length 35mm - Base size 75mm	Powder Coat White
605PWB	Length 35mm - Base size 75mm - Trade Pack	Powder Coat White






Floor Mount Door Stops

207 Floor Mount Door Stop - 1 Piece

- Made from aluminium
- Suits concrete and timber floors
- Supplied with m8 Hanger bolt



Code	Description	Finish
207SC	Height: 40mm - Base: 38mm	Satin Chrome
207SG40	Height: 40mm - Base: 38mm	Satin Graphite
207PB	Height: 40mm - Base: 38mm - 2 piece	Matt Black
207BS60	Height: 60mm - Base: 38mm	Satin Chrome
207SG60	Height: 60mm - Base: 38mm	Satin Graphite
207PB60	Height: 60mm - Base: 38mm	Matt Black
207SCB	Height: 40mm - Base: 38mm - Trade Pack	Satin Chrome
207SN40B	Height: 40mm - Base: 38mm - Trade Pack	Satin Nickel
207SN60B	Height: 60mm - Base: 38mm - Trade Pack	Satin Nickel
207SN90B	Height: 90mm - Base: 38mm - Trade Pack	Satin Nickel
207PB90	Height: 90mm - Base: 38mm	Matt Black

207 Floor Mount Door Stop - 2 Piece



Code	Description	Finish
207SC2	Length 40mm - Base size 38mm	2 Piece Satin Chrome
207SC2B	Length 40mm - Base size 38mm - Trade Pack	2 Piece Satin Chrome
207PB2B	Length 40mm - Base size 38mm - Trade Pack	2 Piece Matt Black



609 Door Stop Floor Mount

- Made from stainless steel
- Concealed fixing
- Fixings supplied



Code	Description	Finish
609SS	Length 40mm - Base size 25mm	Stainless Steel

809 Door Stop Floor Mount

- Made from zinc diecast
- Concealed fixing
- Fixings supplied



Code	Description	Finish
809SN	Length 40mm - Base size 40mm	Satin Nickel
809SG	Length 40mm - Base size 40mm	Satin Graphite
809PB	Length 40mm - Base size 40mm	Matt Black

602 Door Stop Floor Mount

- Made from stainless steel
- Fixings supplied



Code	Description	Finish
602SS	Height: 35mm - Base: 45 x 30mm	Stainless Steel

Door Stop Floor Mount Satin Chrome

- Made from zinc diecast
- Fixings supplied

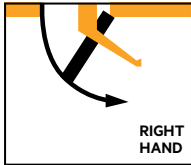
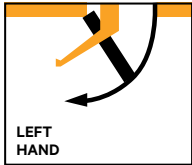


Code	Description	Finish
9872SSC	Height: 48mm - Base: 60 x 50mm	Satin Chrome
GT250BLK	Height: 48mm - Base: 60 x 50mm	Matt Black

Overhead Door Stop

Overhead Door Stop with White Rubber

- Length 160mm
- Stainless steel finish
- Made from stainless steel, SS304
- Supplied with 4 x wood screws
- Left or right hand options available



Left hand image shown

Code	Description	Finish
763SSL	Left Hand	Stainless Steel
763SSR	Right Hand	Stainless Steel
763SSLB	Left Hand - Trade pack	Stainless Steel
763SSRB	Right Hand - Trade pack	Stainless Steel
763PBLB	Left Hand - Trade pack	Matt Black
763PBRB	Right Hand - Trade pack	Matt Black
763SGLB	Left Hand - Trade pack	Satin Graphite
763GRB	Right Hand - Trade pack	Satin Graphite



Door Stop and Hook

- Made from aluminium
- White and black tips supplied
- Fixings supplied
- Length: 90mm - Base size: 40mm



Door Stop and Hook

- Made from aluminium
- White and black tips supplied
- Fixings supplied
- Length: 95mm - Base size: 50mm



Door Stop and Hook

- Stainless door stop with coat hook pin
- Short length 50mm for partitioned doors
- Door must be minimum 20mm thick
- Fixing supplied

Code	Finish
702SC	Satin Nickel

Code	Finish
604SS	Stainless Steel

Code	Finish
223SS	Stainless Steel



705 Magnetic Door Stop Wall or Floor Mount

- Magnet catch: 50mm diameter x 10mm
- Sprung striker
- Concealed fixing
- Fixings supplied
- Length: 75mm - Base size: 50mm

Code	Finish
705SC	Satin Chrome



808 Magnetic Door Stop Wall or Floor Mount

- Satin nickel finish
- Adjustable length 80-95mm
- Concealed fixings
- Fixings supplied

Code	Finish
808SN	Satin Nickel
808SC	Satin Chrome
808PB	Matt Black
808SG	Satin Graphite



714 Magnetic Door Stop Wall or Floor Mount

- Made from zinc diecast
- Magnet catch: 30mm diameter x 15mm high
- Concealed fixing
- Fixings supplied
- Length: 75mm - Base size: 50mm

Code	Finish
714SN	Satin Nickel
714PB	Matt Black
714SG	Satin Graphite



Latching Door Stops

218 Latching Door Stop Wall Mount

- Powder coated
- Square base with 4 screw fixings
- Swivelling latch
- Fixings supplied



Code	Description	Finish
218SC	Length: 75mm - Base: 45mm	Satin Chrome
218SN	Length: 75mm - Base: 45mm	Satin Nickel

600 Latching Door Stop Wall Mount

- **Special powder coat options available**
- Powder coated
- Swivelling latch
- Fixings supplied



Code	Description	Finish
600SC	Length: 80mm - Base: 45mm	Satin Chrome
600PW	Length: 80mm - Base: 45mm	Powder Coat White
600PB	Length: 80mm - Base: 45mm	Matt Black
600RM	Length: 80mm - Base: 45mm	*Uncoated Raw Material
GT5628SCP	Length: 80mm - Base: 45mm	
GT5628SPC	Length: 80mm - Base: 45mm	*Custom Powder Coat

*See website for colours

Mantis Latching Door Stop Wall Mount

- Made from forged brass
- Latch base size: 40 x 60mm
- Self latching with foot release
- Keeper plate 40 x 40mm
- Attached length base to base: 80mm
- Fixings supplied



Code	Finish
609SCWM	Satin Chrome
609SGWM	Satin Graphite

277 Latch Back

- Made from brass
- Secure latch back function
- Fixings supplied



Code	Description	Finish
277SC	Length: 65mm - Base: 60 x 38mm	Satin Chrome

Heavy Duty Latch Back Wall Mount Door Stop 60mm

- Made from forged brass
- Heavy duty suitable for commercial use
- Latch base size: 70 x 46mm
- Keeper plate 40mmW x 64mmL
- Self latching
- Fixings supplied



Code	Finish
608SCWB	Satin Chrome

Foot Operated Release Door Stop Wall Mount

- Powder coated finish
- Latch length 80mm
- Base size 50 x 28mm
- Catch 38 x 20mm
- Suitable for left or right opening doors
- Self latching
- Fixings supplied



Code	Finish
700SC	Satin Chrome

76mm Door Stop & Hold

- Zinc diecast
- 76mm length
- 54mm base diameter
- 54 x 18 x 19mm Catch
- Fixings supplied



Code	Description	Finish
GT5625SCP	Door stop & hold	Satin Chrome
GT5625BLK	Door stop & hold	Matt Black
GT5625RUBBER	Rubber stopper replacement	Rubber
GT5625HOOPSCP	Hoop replacement	Satin Chrome
GT5625HOOPBLK	Hoop replacement	*Special Powder Coat
GT5625KEEPERSCP	Keeper replacement	Satin Chrome
GT5625KEEPERBLK	Keeper replacement	*Special Powder Coat
GT5625SCREWPACK	Screw pack	Satin Chrome
GT5627SCREWPACK	Screw pack	Stainless Steel
GT5627SCP	Packer	Satin Chrome
GT5627SPC	Packer	*Special Powder Coat

*See website for colours

Slimline Mini Door Stop & Hold

- Zinc diecast
- 42mm length
- 43mm base diameter
- 53 x 20 x 20mm Catch
- Fixings supplied



Code	Description	Finish
GT5630SCP	Door stop & hold	Satin Chrome
GT5630BLK	Door stop & hold	Matt Black
GT5630RUBBER	Rubber stopper replacement	Rubber
GT5630HOOPSCP	Hoop replacement	Satin Chrome
GT5630HOOPSPC	Hoop replacement	*Special Powder Coat
GT5630KEEPERSCP	Keeper replacement	Satin Chrome
GT5630KEEPERSPC	Keeper replacement	*Special Powder Coat
GT5630SCREWPACK	Screw pack	Satin Chrome

*See website for colours

92mm Door Stop & Hold

- Zinc diecast
- 92mm length
- 54mm base diameter
- Fixings supplied



Code	Description	Finish
GT5626SCP	Door stop & hold	Satin Chrome
GT5626BLK	Door stop & hold	Matt Black
GT5626TUBBER	Rubber stopper replacement	Rubber
GT5626HOOPSCP	Hoop replacement	Satin Chrome
GT5626HOOPSPC	Hoop replacement	*Special Powder Coat
GT5626KEEPERSCP	Keeper replacement	Satin Chrome
GT5626KEEPERSPC	Keeper replacement	*Special Powder Coat
GT5626SCREWPACK	Screw pack	Satin Chrome
GT5627SCREWPACK	Screw pack	Stainless Steel
GT5627SCP	Packer	Satin Chrome
GT5627SPC	Packer	*Special Powder Coat

*See website for colours

Heavy Duty Latch Back Floor Mount Door Stop

- Made from forged brass
- Heavy duty suitable for commercial use
- Latch height 90mm (145mm for 608SC150)
- Base size 46mmW x 70mmL
- Keeper plate 40mmW x 64mmL
- Self latching with foot release



Code	Description	Finish
608SC		Satin Chrome
608PB		Matt Black
608SC150		Satin Chrome
608SCB	Trade pack	Satin Chrome
608SC150B	Trade pack	Satin Chrome

Mantis Latching Door Stop Floor Mount

- Made from forged brass
- Latch height 125mmH
- Base size 42mmW x 55mmL
- Keeper plate 40 x 40mm
- Self latching with foot release
- Fixings supplied



Code	Finish
609SC	Satin Chrome
609SG	Satin Graphite

Pedestal Door Holder

- Made from aluminium satin chrome anodised
- Height 280mm
- Upstand 50 x 50mm
- Base 90mm x 90mm
- Supplied with concrete screws



Code	Description	Finish
618SC	Includes 277SC	Satin Chrome
619SC	Includes 600SC	Satin Chrome
619PB	Includes 600PB	Matt Black



10

HOOKS

Our household hooks makes organising your space easier while adding a touch of style. Whether it's coats, bags, keys, or accessories, our hooks offer a practical way to keep things tidy and within reach.

Built to last with durable materials, these hooks are perfect for everyday use and help keep your home clutter-free. Whether you're updating your entryway, bathroom, kitchen, or bedroom, they fit in effortlessly with a range of décor styles. Available in a variety of finishes, you can easily find the right match for your space.

5 YEAR WARRANTY

Easy to install and designed for both functionality and style, our hooks help you organise your home with minimal effort. Whether you're looking to clear up space or simply add a stylish touch, our household hooks are here to make life a little more organised.

Latching Door Stops

Hat & Coat Hook

- Made from aluminium
- Fixings supplied



Code	Description	Finish
273SC		Satin Chrome
273SC10PK	10 Pack	Satin Chrome
273SC5PK	5 Pack	Satin Chrome
273SCB	Trade Pack	Satin Chrome
273CP		Chrome Plate
273FB		Florentine Bronze
273PB		Matt Black

Hat & Coat Hook

- Made from zinc diecast
- Fixings supplied



Code	Finish
102SC	Satin Chrome
102CP	Chrome Plate
102FB	Florentine Bronze
102PW	Powder Coat White
102GD	Gold

Hat & Coat Hook

- Chrome on brass
- Concealed fixing
- Fixings supplied



Code	Finish
494CP	Chrome Plate

Wardrobe Hook

- Zinc diecast
- Fixings supplied



Code	Finish
103SC	Satin Chrome
103CP	Chrome Plate
103PW	Powder Coat White
103GD	Gold


Wardrobe Hook

- Made from aluminium
- Fixings supplied



Code	Finish
274SC	Satin Chrome
274CP	Chrome Plate
274FB	Florentine Bronze





11

CABINET HARDWARE & HANDLES

Our cabinet hardware collection is designed to provide practical and reliable solutions for your home or office. Whether you're updating your kitchen, bathroom, or storage spaces, our range of handles and hardware offers a straightforward, functional option to get the job done.

Built for durability and ease of use, our cabinet handles come in a variety of simple, practical styles that suit a range of applications. Each piece is made to withstand everyday use, providing long-lasting performance and helping to keep your cabinets functional and organised.

With easy installation and dependable quality, our cabinet hardware allows you to quickly upgrade your space without hassle. Whether you're renovating or just replacing old hardware, our collection offers a practical and affordable solution for your cabinet needs.

5 YEAR WARRANTY

Cabinet Hardware & Handles

Wardrobe/Cupboard Handle

- Overall size 226mm
- Size CC 192mm
- Projection 27mm
- Supplied with 38mm and 22mm screws



Code	Finish
0651BN3061XXL	Satin Nickel
0651SC3061XXL	Satin Chrome
0651BLK3061XXL	Matt Black

D Handle

- Made from solid brass
- 30mm projection
- Supplied with 2 x 30mm screws



Code	Description	Finish
261SC0875	8 x 75mm	Satin Chrome
261CP0875	8 x 75mm	Chrome Plate
261SC0896	8 x 96mm	Satin Chrome
261CP0896	8 x 96mm	Chrome Plate
261SC1096	10 x 96mm	Satin Chrome
261CP1096	10 x 96mm	Chrome Plate
261SC10160	10 x 160mm	Satin Chrome
261CP10160	10 x 160mm	Chrome Plate

Concave Knob 38mm

- Made from zinc diecast
- 17mm base
- 38mm diameter
- Supplied with 1 x 30mm screws



Code	Finish
065CP38	Chrome Plate



General Purpose Handle

- Made from zinc diecast
- Fixings supplied



Code	Description	Finish
088CP114	114mm	Chrome Plate
088FB114	114mm	Florentine Bronze
088SC114	114mm	Satin Chrome
088CP150	150mm	Chrome Plate
088FB150	150mm	Florentine Bronze
088SC150	150mm	Satin Chrome

Double Ball Catch

- Made from solid brass
- Adjustable tension
- Fixings supplied



Code	Description	Finish
708BR50	50mm	Polished Brass
708BR60	60mm	Polished Brass

Cupboard Catch

- Made from zinc diecast
- Fixings supplied



Code	Finish
099CP	Chrome Plate



12

BANNISTER BRACKETS

Our bannister brackets collection combines strong, reliable support with stylish design to lift the look and functionality of your staircase. Featuring the Lumos® bannister bracket and a variety of other bracket options, this range is perfect for both residential and commercial spaces.

Whether you're seeking modern elegance or classic charm, our brackets offer the perfect balance of strength and style. The Lumos® LED bracket adds a contemporary touch by integrating lighting with handrail support, while all our other brackets provide durable, functional solutions for all types of staircases.

Designed for easy installation and built to last, our collection ensures your handrails stay secure while complementing the overall aesthetic of your space. With a focus on both form and function, our bannister brackets elevate the look and safety of any staircase.

5 YEAR WARRANTY

Lumos®

The revolutionary Lumos® LED bannister bracket seamlessly blends function and design by providing lighting within a bannister or railing bracket body.

This development simplifies the installation of safety or railing illumination into one stylish bracket.

The brackets use low energy consumption LED bulbs with a life of approximately 12 years under continuous use. The light does not produce heat and is therefore safe to touch. Recommended bracket spacing is 900mm, as light coverage area at maximum height is 900mm. One transformer can power up to 16 brackets containing LEDs.

Requires the use of a Miles Nelson regulated power transformer, supplied separately. Complies with BIA acceptable solution D1/AS1. Can also be used with photosensitive sensors for night lighting.

Lumos Brackets are designed and manufactured in New Zealand.

Spacing of brackets 900mm apart.

- Lumos® bannister bracket
- 12 volt LED downlight
- Very low power consumption
- Cool running
- Adapter for flat profile rails
- Concealed fixing
- Fixings supplied

Code	Description	Finish
610SCBP	Indoor use	Satin Chrome
610SCEBP	Powder coated finish for outdoor use	Satin Chrome
610LED	Lumos bulb spare part	Satin Chrome
611SCBP	Indoor use (without light)	Satin Chrome
611CP	Indoor use (without light)	Chrome Plate
611SCBP	Powder coat for outdoor use (without light)	Satin Chrome

Lumos® Transformer

- 12 volt
- Each transformer can power 16 lights
- Tested to AS/NZS3108 at 25°C

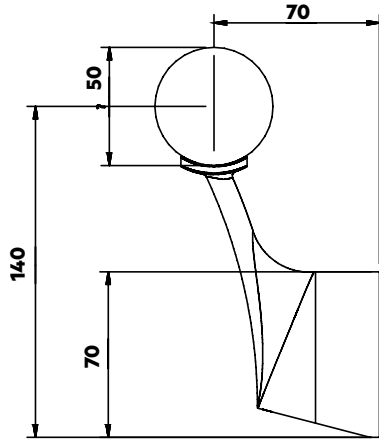
612PA

Specifications Diagram

Base:	70mmH x 50mmW x 52mmD
Wall projection:	70mm
Upstand height:	80mm
Overall height:	115mm

DESIGNED BY
MILES NELSON

 INTERIOR/EXTERIOR
USAGE



810 Bannister Bracket SS316

- Polished 316 marine-grade stainless steel
- Suitable for exterior use
- Concealed fixing
- Fixings supplied
- Removable saddle
- Base diameter: 55mm
- Wall projection: 78mm
- Upstand height: 75mm



Glass fixing bracket sold separately*

 INTERIOR/EXTERIOR
USAGE

316 QUALITY
STAINLESS STEEL

DESIGNED BY
MILES NELSON

Code	Description	Finish
810SSWB1	316 marine-grade stainless steel	Polished Stainless Steel
810SSGFK	Glass fixing kit	Polished Stainless Steel
810SSA	Flat rail adapter	Polished Stainless Steel

Tested to **820kg Static Load** - Test Certificate No.: INZ70574-01

810 Bannister Bracket with Rose

- Material: Zinc
- Concealed fixing
- Base diameter: 55mm
- Wall projection: 78mm
- Upstand height: 60mm
- Fixings supplied
- Includes flat rail adapter



 INTERIOR
USAGE

DESIGNED BY
MILES NELSON

Code	Finish
810SCWB1	Satin Chrome
810SGWB	Satin Graphite
810SNWB1	Satin Nickel
810PBWB	Matt Black

Tested to **409kg Static Load** - Test Certificate No.: INZ70574-01

810 Bannister Bracket

- Material: Zinc
- Concealed fixing
- Includes flat rail adapter
- Supplied with hanger bolt
- Base: 30mm
- Wall projection: 70mm
- Upstand height: 60mm
- Fixings supplied



 INTERIOR
USAGE

DESIGNED BY
MILES NELSON

Code	Finish
810SC1	Satin Chrome
810SN1	Satin Graphite
810SG	Satin Nickel
810PB	Matt Black

410 Bannister Bracket

- Made from zinc diecast
- Suits square and round rails
- Includes flat rail adapter
- Concealed fixing
- Fixings supplied
- Base: 55 x 45mm
- Wall projection: 75mm
- Upstand height: 65mm



DESIGNED BY
MILES NELSON

Code	Finish
410SC	Satin Chrome

312 Bannister Bracket

- Made from zinc diecast
- Complies with BIA acceptable solution D1/AS1
- Suits square and round rails
- Includes flat rail adapter
- Base: 58 x 58mm
- Wall projection: 75mm
- Upstand height: 75mm
- Concealed fixing
- Fixings supplied



DESIGNED BY
MILES NELSON

Code	Finish
312SC	Satin Chrome
312SN	Satin Nickel

311 Bannister Bracket

- Made from zinc diecast
- Suits square and round rails
- Includes flat rail adapter
- Base diameter: 58mm
- Upstand height: 80mm
- Concealed fixing
- Fixings supplied



DESIGNED BY
MILES NELSON

Code	Finish
311SC	Satin Chrome
311PB	Matt Black

313 Bannister Bracket

- Made from zinc diecast
- Suits square and round rails
- Base: 58 x 58mm
- Upstand height: 80mm
- Includes flat rail adapter
- Concealed fixing
- Fixings supplied



DESIGNED BY
MILES NELSON

Code	Finish
313SC	Satin Chrome

310 Bannister Bracket

- Made from zinc diecast
- Complies with BIA acceptable solution D1/AS1
- Tested to 300kg static load
- Suits square and round rails
- Includes flat rail adapter
- Concealed fixing
- Fixings supplied
- Base diameter: 58mm
- Wall projection: 75mm
- Upstand height: 75mm



 TRADE
PACK

DESIGNED BY
MILES NELSON

Code	Description	Finish
310SC		Satin Chrome
310CP		Chrome Plate
310BR		Brass
310SN		Satin Nickel
310PB		Matt Black
310PW		Powder Coat White
310RM		Uncoated Raw Material
310FB		Florentine Bronze
310SG		Satin Graphite
310SCB	Trade pack	Satin Chrome
310SNB	Trade pack	Satin Nickel
310PBB	Trade pack	Matt Black
310SC3PK	3 Pack	Satin Chrome

621 Bannister Bracket

- Made from 316 grade stainless steel
- Suits commercial applications
- Suitable for exterior use
- Includes flat rail adapter
- Base: 65mm
- Wall projection: 78mm
- Upstand height: 75.5mm
- Concealed fixing
- Fixings supplied

 INTERIOR/EXTERIOR
USAGE

 316 QUALITY
STAINLESS STEEL

Code	Finish
621SS	Stainless Steel



512 Bannister Bracket

- Made from solid brass
- Suits square and round rails
- Base diameter: 57mm
- Wall projection: 75mm
- Upstand height: 60mm
- Concealed fixing
- Fixings supplied

 INTERIOR/EXTERIOR
USAGE

 BRASS LIFETIME
GUARANTEE

Code	Finish
512SC	Satin Chrome
512SN	Satin Nickel
512SG	Satin Graphite



813 Bannister Bracket

- Made from 304 solid Stainless Steel
- Flat handrail adaptor available separately
- Base diameter: 55mm
- Wall projection: 74mm
- Upstand height: 51mm
- Concealed fixing
- Fixings supplied

 TRADE
PACK

 INTERIOR/EXTERIOR
USAGE

 QUALITY
STAINLESS STEEL

Code	Description	Finish
813SS	Bannister bracket	Stainless Steel
813SSB	Trade pack	Stainless Steel
813SSA	Adaptor plate	Stainless Steel



210 Bannister Bracket

- Made from cast aluminium
- Powder coated
- Base: 55mm
- Wall projection: 75mm
- Upstand height: 45mm
- Fixings supplied

 TRADE
PACK

 INTERIOR/EXTERIOR
USAGE

 5 YEAR MECHANICAL
WARRANTY

Code	Description	Finish
210SC		Satin Chrome
210SCB	Trade pack	Satin Chrome
210SC3PK	3 pack	Satin Chrome



309 Bannister Bracket

- 304 grade stainless steel satin finish
- Suitable for exterior use
- Base: 60mm
- Wall projection: 75mm
- Upstand height: 70mm
- Fixings supplied

 INTERIOR/EXTERIOR
USAGE

 316 QUALITY
STAINLESS STEEL

 TRADE
PACK

Code	Description	Finish
309SS		Stainless Steel
309SSB	Trade pack	Stainless Steel



405 Bannister Bracket

- 304 grade stainless steel satin finish
- Galvanised steel inner base plate
- Includes flat rail adapter
- Base: 50mm
- Wall projection: 85mm
- Upstand height: 55mm
- Fixings supplied

 INTERIOR/EXTERIOR
USAGE

 QUALITY
STAINLESS STEEL

Code	Finish
405SS	Stainless Steel



620 Bannister Bracket

- Made from 316 grade stainless steel
- Suits commercial applications
- Suitable for exterior use
- Base: 65mm
- Wall projection: 78mm
- Upstand height: 75.5mm
- Concealed fixing

 INTERIOR/EXTERIOR
USAGE

 316 QUALITY
STAINLESS STEEL

Code	Finish
620SS	Stainless Steel



110 Bannister Bracket

- Made from zinc diecast
- Base: 45 x 50mm
- Wall projection: 60mm
- Upstand height: 75mm
- Fixings supplied

Code	Finish
110SC	Satin Chrome
110CP	Chrome Plate
110FB	Florentine Bronze
110PW	Powder Coat White



510 Bannister Bracket

- Made from solid brass
- Suits square and round rails
- Base diameter: 50mm
- Wall projection: 80mm
- Upstand height: 50mm
- Concealed single point fixing
- Fixings supplied includes hanger bolt
- Anchor fix

 INTERIOR/EXTERIOR
USAGE

 BRASS LIFETIME
GUARANTEE

Code	Finish
510SC	Satin Chrome
510BR	Polished Brass



511 Bannister Bracket

- Made from solid brass
- Suits square and round rails
- Fixings supplied
- Base diameter: 50mm
- Upstand height: 55mm

 INTERIOR/EXTERIOR
USAGE

 BRASS LIFETIME
GUARANTEE

Code	Finish
511SC	Satin Chrome





13

WINDOW FITTINGS

Our telescopic stays give you precise control over window openings, while our robust window fasteners provide peace of mind with added security. Designed for easy installation and built to last, our fittings suit everything from traditional casement stays to sleek steel window fasteners.

With a focus on both functionality and durability, our window fittings ensure your windows not only look great but work effortlessly for years to come. Whatever your window style or project, we've got the perfect fitting to meet your needs.

Casement Stays

Wardrobe/Cupboard Handle

- Made from solid brass
- For side hinged / casement windows
- Suitable for sealed windows
- Imperial sizing
- Fixings supplied



Code	Description	Finish
463SC300	300mm	Satin Chrome
463CP300	300mm	Chrome Plate
463BR300	300mm	Plated Brass
463FB300	300mm	Florentine Bronze
463PB300	300mm	Matt Black
463SG300	300mm	Satin Graphite
463SN300	300mm	Satin Nickel
463SC350	350mm	Satin Chrome
463CP350	350mm	Chrome Plate
463BR350	350mm	Plated Brass
463FB350	350mm	Florentine Bronze
463SN350	350mm	Satin Nickel
463SC300B	300mm - Trade pack	Satin Chrome
463CP300B	300mm - Trade pack	Chrome Plate
463BR300B	300mm - Trade pack	Plated Brass
463FB300B	300mm - Trade pack	Florentine Bronze
463SC350B	350mm - Trade pack	Satin Chrome
463CP350B	350mm - Trade pack	Chrome Plate
463BR350B	350mm - Trade pack	Plated Brass
463FB350B	350mm - Trade pack	Florentine Bronze

Locking Set Codes:
463SCL, 463CPL, 463BRL, 463FBL, 463SNL
Packer Codes: 464CP, 464SC, 464BR, 464SN

Casement Stay – Zinc

- Zinc alloy components with brass rod
- For side hinged / casement windows
- Suitable for sealed windows
- Fixings supplied



Code	Description	Finish
912SC355	355mm	Satin Chrome
912CP355	355mm	Chrome Plate
912BR355	355mm	Brass
912FB355	355mm	Florentine Bronze
912PW355	355mm	Powder Coat White



Fanlight Stays

Fanlight Stay – Brass

- Made from solid brass
- For use on side-hinged / casement and top-hinged / awning windows
- Suitable for sealed windows
- Fixings supplied



Code	Description	Finish
465SC250	250mm	Satin Chrome
465CP250	250mm	Chrome Plate
465BR250	250mm	Plated Brass
465FB250	250mm	Florentine Bronze
465SN250	250mm	Satin Nickel
465SG250	250mm	Satin Graphite
465SC	300mm	Satin Chrome
465CP	300mm	Chrome Plate
465BR	300mm	Plated Brass
465FB	300mm	Florentine Bronze
465SN	300mm	Satin Nickel
465SG	300mm	Satin Graphite
465MB	300mm	Matt Black
465SC250B	250mm - Trade pack	Satin Chrome
465CP250B	250mm - Trade pack	Chrome Plate
465FB250B	250mm - Trade pack	Florentine Bronze
465SCB	300mm - Trade pack	Satin Chrome

Packer Codes: 464CP, 464SN
Pin Codes: 465CP, 465SN

Fanlight Stay – Zinc

- Zinc alloy components with brass rod
- For use on side-hinged / casement and top-hinged / awning windows
- Suitable for sealed windows
- Fixings supplied



Code	Description	Finish
913SC305	305mm	Satin Chrome
913CP305	305mm	Chrome Plate
913BR305	305mm	Brass
913FB305	305mm	Florentine Bronze

Pins: 465CPP

Fittings for Steel Windows



Fanlight Stay

- Solid brass
- Angled base to fit narrow steel frame



Code	Description	Finish
466SCLH	250mm (left hand)	Satin Chrome
466SCRH	250mm (right hand)	Satin Chrome

Order left hand when fixing cage to left hand sill.
Note we do not supply fixings with this product.



Wind Stay

- Solid brass
- Secures windows in high wind
- Suitable for heavy windows
- Option when friction stays worn out
- Non-handed



Code	Finish
470SC	Satin Chrome

Note we do not supply fixings with this product

Nippy Latch

- Solid brass
- Spring loaded self latching
- Screw fix spacings 20mm CTC



Code	Finish
471SC	Satin Chrome

Note we do not supply fixings with this product

Telescopic Stays



Telescopic Stay – Brass

- Made from solid brass
- For use on side-hinged/ casement windows
- Suitable for sealed windows
- Metric M6 thumb screw thread
- Fixings supplied



TRADE
PACK



BRASS LIFETIME
GUARANTEE

Code	Description	Finish
246SC	245mm retracted, 378mm extended	Satin Chrome
246CP	245mm retracted, 378mm extended	Chrome Plate
246BR	245mm retracted, 378mm extended	Plated Brass
246FB	245mm retracted, 378mm extended	Florentine Bronze
246PB	245mm retracted, 378mm extended	Matt Black
246SN	245mm retracted, 378mm extended	Satin Nickel
246SG	245mm retracted, 378mm extended	Satin Graphite
246SCB	245mm retracted, 378mm extended, Trade Pack	Satin Chrome



Thumb Screw Codes:
247SC, 247CP, 247FB, 247BR, 247SN, 247SG, 247MB



Restricted Telescopic Stay

- Made from solid brass
- Suitable for sealed windows
- For use on side/casement windows
- Metric M6 thumb screw thread
- Fixings supplied



BRASS LIFETIME
GUARANTEE

DESIGNED BY
MILES NELSON

Code	Description	Finish
248SC	140mm Retracted, 190mm Extended	Satin Chrome
248CP	140mm Retracted, 190mm Extended	Chrome Plate
248BR	140mm Retracted, 190mm Extended	Plated Brass
248FB	140mm Retracted, 190mm Extended	Florentine Bronze
248PB	140mm Retracted, 190mm Extended	Matt Black
248SN	140mm Retracted, 190mm Extended	Satin Nickel
248SG	140mm Retracted, 190mm Extended	Satin Graphite



Telescopic Stay – Zinc

- Zinc alloy components with brass rod and body
- For use on side-hinged/casement windows
- Traditional thumb screw operation
- Suitable for retro fit
- Suitable for sealed windows
- Fixings supplied



BRASS LIFETIME
GUARANTEE



5 YEAR
WARRANTY

DESIGNED BY
MILES NELSON

Code	Description	Finish
917SC200	200mm retracted	Satin Chrome
917CP200	200mm retracted	Satin Chrome
917BR200	200mm retracted	Chrome Plate
917FB200	200mm retracted	Plated Brass
917PW200	200mm retracted	Satin Graphite



Thumb Screw Codes:
917SC, 917CP, 917FB, 917PW



Windlock Stay

- Made from solid brass
- Spring action fingerplate for multiple locating positions
- For use on side/casement windows
- Fixings supplied
- Suitable for sealed windows



BRASS LIFETIME
GUARANTEE



DESIGNED BY
MILES NELSON


Code	Description	Finish
264SC	245mm retracted, 378mm extended	Satin Chrome
264CP	245mm retracted, 378mm extended	Chrome Plate
264BR	245mm retracted, 378mm extended	Plated Brass
264FB	245mm retracted, 378mm extended	Florentine Bronze
264PB	245mm retracted, 378mm extended	Matt Black
264SN	245mm retracted, 378mm extended	Satin Nickel

Quadrant Stay – Brass

- Made from solid brass
- For use on top-hinged windows
- Suitable for sealed windows
- Fixings supplied



Code	Description	Finish
233SC	37mm x 13mm	Satin Chrome
233CP	37mm x 13mm	Chrome Plate
233PB	37mm x 13mm	Matt Black
233BR	37mm x 13mm	Brass
233FB	37mm x 13mm	Florentine Bronze
233SG	37mm x 13mm	Satin Graphite

 **Thumb Screw Codes:**
234SC, 234CP, 234FB, 234BR

Spur Fastener

- Made from zinc diecast
- For use on casement windows
- Suitable for sealed windows
- Fixings supplied




Code	Finish
915SC	Satin Chrome
915CP	Chrome Plate
915BR	Brass
915FB	Florentine Bronze
915PW	Powder Coat White

Quadrant Stay

- Made from zinc diecast
- For use on top hung windows
- Suitable for sealed windows
- Fixings supplied



Code	Finish
033SC	Satin Chrome
033CP	Chrome Plate
033FB	Florentine Bronze
033BR	Brass

 **Screw & Base Code:**
035SC, 035CP, 035FP, 035BR
Screw Codes:
034SC, 034CP, 034FP, 034BR

Windlock Fastener

- Made from solid brass
- For use on top and side-hinged windows
- Suitable for sealed & non-sealed windows
- Fixings supplied



DESIGNED BY
MILES NELSON



Code	Finish
266SC	Satin Chrome
266CP	Chrome Plate
266BR	Brass
266FB	Florentine Bronze
266SN	Satin Nickel
266PB	Matt Black
266SG	Satin Graphite

Spur Fastener

- Made from solid brass
- Suitable for sealed windows
- For use on top window hinge
- Fixings supplied



Code	Finish
48SC4320	Satin Chrome
48CP4320	Chrome Plate
48FB4320	Florentine Bronze
48PB4320	Matt Black
48SG4320	Satin Graphite

Sash Lift

- Made from solid brass
- Suitable for vertical sliding windows
- Fixings supplied



Code	Finish
48SC4015	Satin Chrome
48CP4015	Chrome Plate
48BR4015	Brass
48SG4015	Satin Graphite

Sash Fastener

- Made from solid brass
- For use on casement windows
- Suitable for sealed windows
- Fixings supplied



Code	Finish
48SC4036	Satin Chrome
48CP4036	Chrome Plate
48BR4036	Brass

055 Split Rail Fastener

- Made from zinc diecast
- For use on top and side hinged windows
- Suitable for sealed windows
- Fixings supplied



Left



Right

Code	Description	Finish
055SCL	Left hand	Satin Chrome
055SCR	Right hand	Satin Chrome
055CPL	Left hand	Chrome Plate
055CPR	Right hand	Chrome Plate
055BRL	Left hand	Brass
055BRR	Right hand	Brass
055FBL	Left hand	Florentine Bronze
055FBR	Right hand	Florentine Bronze
055SNL	Left hand	Satin Nickel
055SNR	Right hand	Satin Nickel
055PWL	Left hand	Powder Coat White
055PWR	Right hand	Powder Coat White
055PBL	Left hand	Matt Black
055PBR	Right hand	Matt Black
055SGL	Left hand	Satin Graphite
055SGR	Right hand	Satin Graphite

916 Wedge Fastener

- Made from zinc diecast
- For use on casement windows
- Suitable for sealed windows
- Fixings supplied



Code	Finish
916SC	Satin Chrome
916CP	Chrome Plate
916BR	Brass
916FB	Florentine Bronze

918 Wedge Fastener

- Made from solid brass
- For use on casement windows
- Suitable for sealed windows
- Fixings supplied



Code	Finish
918SC	Satin Chrome
918CP	Chrome Plate
918BR	Brass
918FB	Florentine Bronze
918PW	Powder Coat White

236 Split Rail Fastener

- New design
- Suitable for sealed windows
- Fixings supplied
- No packer required
- Extended tongue



Left



Right

Code	Description	Finish
236SCL	Left hand	Satin Chrome
236SCR	Right hand	Satin Chrome
236CPL	Left hand	Chrome Plate
236CPR	Right hand	Chrome Plate
236PBL	Left hand	Matt Black
236PBR	Right hand	Matt Black
236BRL	Left hand	Brass
236BRR	Right hand	Brass
236SGL	Left hand	Satin Graphite
236SGR	Right hand	Satin Graphite
236SNL	Left hand	Satin Nickel
236SNR	Right hand	Satin Nickel

914 Split Rail Fastener

- Made from zinc diecast
- For use on top and side hinged windows
- Suitable for sealed windows
- Fixings supplied



Left



Right

Code	Description	Finish
914SCLH	Left hand	Satin Chrome
914SCRH	Right hand	Satin Chrome
914CPLH	Left hand	Chrome Plate
914CPRH	Right hand	Chrome Plate
914CPRH	Left hand	Brass
914BRRH	Right hand	Brass
914FBLH	Left hand	Florentine Bronze
914FBRH	Right hand	Florentine Bronze

Window Cleats

- Made from zinc diecast
- Fixings not included



Code	Description	Finish
058BR	60mm	Brass
059BR	100mm	Brass

Timber / Aluminium Window Fastener

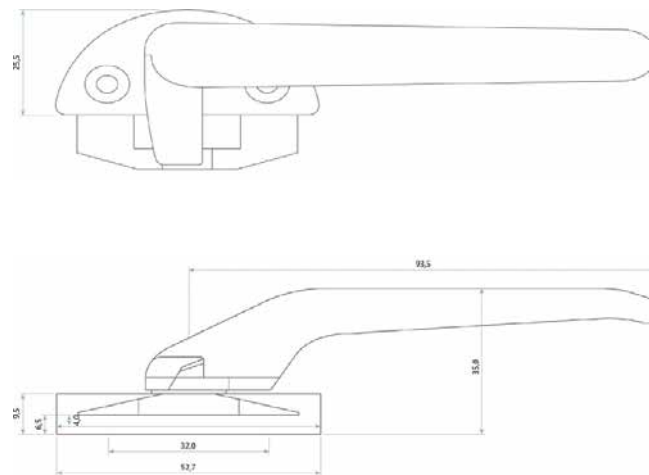
- Fits timber and aluminium windows
- New or retrofit applications
- Suitable for weather sealed timber windows
- Timber and aluminium fixings included
- 32mm centre to centre fixing
- Fixing supplied



Left hand images shown

**DESIGNED BY
MILES NELSON**

Code	Description	Finish
241BLKLH	Left hand	Matt Black
241BLKRH	Right hand	Matt Black
241SCLH	Left hand	Satin Chrome
241SCRH	Right hand	Satin Chrome



Replacement aluminium window handle

- For use on aluminium or UPVC windows
- Suitable for awning or casement frames
- Easy retrofit and install
- Standard 32mm centre-to-centre fixing
- No fixings supplied

Code	Hand	Profile	Finish
ASLPSLBLH	Left hand	Low Profile	Matt Black
ASLPSLBRH	Right hand	Low Profile	Matt Black
ASHPSLAWLH	Left hand	High Profile	Powder Coat White
ASHPSLAWRH	Right hand	High Profile	Powder Coat White
ASHPSLBLH	Left hand	High Profile	Matt Black
ASHPSLBRH	Right hand	High Profile	Matt Black

French Double Door Fastener

- Made from solid brass
- Fixings supplied



Code	Finish
475BR	Brass
475FB	Florentine Bronze
475CP	Chrome Plate
475SC	Satin Chrome
475SG	Satin Graphite
475SN	Satin Nickel



Right hand images shown

Quad Window Fitting


- Electro plated finish (hardwearing and durable)
- Available in four different finishes
- Matches Miles Nelson door handle finishes
- Suits timber windows with or without weather seals
- Modern styling
- Concealed fixing



DESIGNED BY
MILES NELSON

10 YEAR WARRANTY

Code	Hand	Finish
268BLKLH	Left hand	Matt Black
268BLKRH	Right hand	Matt Black
268SGLH	Left hand	Satin Graphite
268SGRH	Right hand	Satin Graphite
268SCLH	Left hand	Satin Chrome
268SCRH	Right hand	Satin Chrome
268BRLH	Left hand	Brass
268BRLH	Right hand	Brass



14

SAFETY & SECURITY

Our safety and security door hardware collection is designed to provide peace of mind with robust, high-quality solutions for safeguarding your home. From secure entry locks to reinforced door hardware, each product is crafted to deliver maximum protection against unwanted access.

Whether you're upgrading your front door or securing internal spaces, our range ensures reliable performance with features that offer both security and ease of use. Built with durability in mind, our safety hardware provides lasting protection, helping to prevent forced entry while maintaining the aesthetics of your doors.

From heavy-duty locks to reinforced hinges, our safety and security door hardware gives you the confidence that your property is protected. Ideal for both residential use, this range combines advanced security technology with practical design to keep your space secure for years to come.



Window Opening Restrictor for Aluminium Windows

- Powder coat finish
- Restricts window opening
- Suitable for casement / awning windows
- 80-100mm opening
- Three locating positions
- Unique glide design for ease of use
- Quality construction
- Window can be fully opened when disengaged if required
- 2 recommended per window

 **SUITABLE FOR L & R HAND APPLICATION** **10** **YEAR WARRANTY**

Code	Description	Finish
25OSCA1	1 piece pack	Satin Chrome
25OPWA1	1 piece pack	Powder Coat White
25OPBA1	1 piece pack	Matt Black
25OPWA2	2 piece pack	Powder Coat White
25OPBA2	2 piece pack	Matt Black
25OSCA4	4 piece pack	Satin Chrome
25OPWA4	4 piece pack	Powder Coat White
25OPBA4	4 piece pack	Stainless Steel

Window Opening Restrictor for Timber Windows

- Powder coat finish
- Restricts window opening
- Suitable for casement / awning windows
- Three locating positions
- Unique glide design for ease of use
- Quality construction
- Window can be fully opened when disengaged if required
- 2 recommended per window

 **SUITABLE FOR L & R HAND APPLICATION** **10** **YEAR WARRANTY**

Code	Description	Finish
25OPWT1	1 piece pack	Powder Coat White
25OSCT1	1 piece pack	Satin Chrome
25OPWT2	4 piece pack	Powder Coat White
25OPWT4	4 piece pack	Powder Coat White
25OSCT4	4 piece pack	Satin Chrome

Window Opening Restrictor

- Suitable for aluminium windows
- Suitable for casement / awning windows
- Quality stainless steel construction
- Positive stop position
- Includes packers and screws

 **TRADE PACK**  **SUITABLE FOR L & R HAND APPLICATION**

10 **YEAR WARRANTY**

Code	Description	Finish
251REST2PK	1 pair	Stainless Steel
251REST4PK	2 pairs	Stainless Steel
251RESTB	20 pairs - No packers or screws	Stainless Steel
251RESTB100	100 pairs - No packers or screws	Stainless Steel
GTRS1SS	1 pair	Stainless Steel
GTRS100SS	100 pairs	Stainless Steel

Key Lock Box

- Portable and/or concealed fixing key safe box provides secure storage of keys or access cards
- Convenient push button locking mechanism in alpha/numeric telephone keypad format
- Set your own combination using up to 12 letters, numbers, or both
- Large buttons for ease of use, even in low light conditions
- Protective weather cover prevents freezing and jamming
- 2 options available: with and without shackle

5 **YEAR WARRANTY**

Code	Description	Finish
248298MN	Wall mount	Matt Black
248297MN	Shackle	Matt Black



Mini Bolt

- Secure locking function
- Concealed screws for extra security
- Quality construction
- 28mm throw
- Suitable for new weather sealed joinery
- DIY friendly installation
- Recommended for interior use only

10 **YEAR WARRANTY**

Code	Description	Finish
282PW1	1 piece pack	Powder Coat White
282SC1	1 piece pack	Satin Chrome
282PB1	1 piece pack	Matt Black
282PW2	2 piece pack (keyed alike)	Powder Coat White
282SC2	2 piece pack (keyed alike)	Satin Chrome
282PB2	2 piece pack (keyed alike)	Matt Black
28 KEY	Key Blank	Brass



Patio Bolt

- Secure locking function
- Concealed screws for extra security
- Quality construction
- 45mm throw
- Unique slimline design
- Suitable for new weather sealed joinery
- Suitable for timber and aluminium
- DIY friendly installation
- Recommended for interior use only

10 **YEAR WARRANTY**

Code	Description	Finish
281PW1	1 piece pack	Powder Coat White
281SC1	1 piece pack	Satin Chrome
281PB1	1 piece pack	Matt Black
281PW2	2 piece pack (keyed alike)	Powder Coat White
281SC2	2 piece pack (keyed alike)	Satin Chrome
281PB2	2 piece pack (keyed alike)	Matt Black
28 KEY	Key Blank	Brass





15 BATHROOM

Our bathroom hardware collection offers a versatile range of products designed to combine style, function, and durability. You'll find high-quality solutions to suit a variety of design preferences and budgets.

From classic, timeless styles to sleek, contemporary options, the range includes everything from towel rails and grab rails to privacy indicators and essential bathroom accessories. Each piece is crafted with both aesthetics and performance in mind, ensuring that your bathroom not only looks great but functions efficiently.

With a focus on durable materials and innovative designs, our collection is perfect for creating spaces that are both practical and visually appealing. Whether you're renovating an existing bathroom or outfitting a new one, our bathroom hardware offers lasting quality and the flexibility to complement a wide range of interior styles.

Casa Classica Range

The timeless **Casa Classica** range features clean lines and minimalist detailing, designed to compliment a wide variety of décor and bathroom styles.

Towel Ring

- Chrome on zinc diecast
- Concealed fixing
- Fixings supplied

3 YEAR WARRANTY



Code	Finish
593CP	Chrome Plate

Towel Rail

- Chrome on brass
- Non adjustable rail
- Concealed fixing
- Fixings supplied

5 YEAR WARRANTY



Code	Description	Finish
595CP600	600mm	Chrome Plate

Toilet Roll Holder

- Chrome on zinc diecast
- Left handed
- Concealed fixing
- Fixings supplied

3 YEAR WARRANTY



Code	Finish
596CP (box pack)	Chrome Plate

Soap Holder

- Chrome on brass
- Glass dish
- Concealed fixings
- Fixing supplied

5 YEAR WARRANTY



Code	Finish
591CP	Chrome Plate

Toilet Brush Holder

- Chrome on brass
- Frosted glass holder
- Concealed fixing
- Fixings supplied

5 YEAR WARRANTY



Code	Finish
597CP	Chrome Plate

Rinnova Range

The **Rinnova** range sets the benchmark for contemporary design in bathroom accessories. Featuring clean balanced forms, functional design and careful detailing. Rinnova is the perfect range to update an existing bathroom, or complement quality fittings in a new bathroom.

Robe Hook

- Chrome on brass
- Base size 15 x 40 x 70mm
- Overall size 20 x 80mm
- Concealed fixing
- Fixings supplied

5 YEAR WARRANTY



Code	Finish
794CP	Chrome Plate

Towel Rail

- Chrome on brass
- Base size 15 x 40 x 70mm
- Overall size 20 x 600mm
- Concealed fixing
- Fixings supplied

5 YEAR WARRANTY



Code	Description	Finish
795CP600	600mm	Chrome Plate

Quadrato Range

The **Quadrato** range features bold square shapes with simple lines, designed to integrate well with the latest trends in bathroom decor.

Towel Ring

- Chrome on brass
- Concealed fixing
- Fixings supplied

5 YEAR WARRANTY



Code	Finish
892CP	Chrome Plate

Towel Rail

- Chrome on brass
- Concealed fixing
- Fixings supplied

5 YEAR WARRANTY



Code	Description	Finish
894CP600	600mm	Chrome Plate

Toilet Roll Holder

- Chrome on brass
- Left handed only
- Concealed fixing
- Fixings supplied

5 YEAR WARRANTY



Code	Finish
895CP	Chrome Plate



Towel Ring

- Fixings supplied

5 YEAR WARRANTY



Code	Finish
114CP	Chrome Plate
114SC	Satin Chrome
114PW	Powder Coat White

Toilet Roll Holder

- Can be fixed left or right handed
- Fixings supplied

5 YEAR WARRANTY



Code	Finish
112CP	Chrome Plate
112SC	Satin Chrome
112PW	Powder Coat White

Towel Rail

- Rail diameter: 10mm
- Base diameter: 65mm
- Fixings supplied

5 YEAR WARRANTY



Code	Description	Finish
116CP400	400mm	Chrome Plate
116CP600	600mm	Chrome Plate

Toilet Roll Holder

- Brushed aluminium finish
- Suitable for commercial applications
- Can be fixed left or right handed
- Concealed fixing – single point hanger bolt
- Fixings supplied

5 YEAR WARRANTY



Code	Description	Finish
115SC	Rod: 10mm	Satin Chrome

Toilet Roll Holder

- Chrome on steel, black nylon base
- Can be fixed left or right handed
- Fixings supplied

5 YEAR WARRANTY



Code	Description	Finish
919CP	Rod: 6mm	Chrome Plate

Tea Towel Rail – Steel

- Rail diameter: 8mm
- Base diameter: 38mm

5 YEAR WARRANTY



Code	Description	Finish
921CP230	230mm	Chrome Plate
921PW230	230mm	Powder Coat White
921CP300	300mm	Chrome Plate
921PW300	300mm	Powder Coat White
921CP406	406mm	Chrome Plate
921PW406	406mm	Powder Coat White
921CP457	457mm	Chrome Plate
921PW457	457mm	Powder Coat White
921CP600	610mm	Chrome Plate
921PW600	610mm	Powder Coat White

Towel Rail Brackets

Towel Rail End Flange

- Packed in pairs
- For use with 025 tubing
- Fixings supplied

5 YEAR WARRANTY



Code	Description	Finish
107SC19BP	Suits 19mm tube	Satin Chrome
107CP19BP	Suits 19mm tube	Chrome Plate
107PW19BP	Suits 19mm tube	Powder Coat White
107PB19BP	Suits 19mm tube	Matt Black
107CP25	Suits 25mm tube	Chrome Plate

Towel Rail End Bracket

- Packed in pairs
- For use with 025 and 026 tubing
- Fixings supplied

5 YEAR WARRANTY



Code	Description	Finish
028CP16T	Suits 16mm tube	Chrome Plate
028CP19T	Suits 19mm tube	Chrome Plate
028CP25T	Suits 25mm tube	Chrome Plate

Towel Rail Centre Bracket

- Packed in singles
- For use with 025 and 026 tubing
- Fixings supplied

5 YEAR WARRANTY



Code	Description	Finish
028CP16C	Suits 16mm tube	Chrome Plate
028CP19C	Suits 19mm tube	Chrome Plate
028CP25C	Suits 25mm tube	Chrome Plate

Towel Rail End Flange Round

- Packed in pairs
- For use with 025 and 026 tubing
- Fixings supplied

5 YEAR WARRANTY



Code	Description	Finish
030CP16	Suits 16mm tube	Chrome Plate
030CP19	Suits 19mm tube	Chrome Plate
030CP25	Suits 25mm tube	Chrome Plate

Towel Rail End Flange Oval

- Packed in pairs
- For use with 025 and 026 tubing
- Fixings supplied

5 YEAR WARRANTY



Code	Description	Finish
029CP16	Suits 16mm tube	Chrome Plate
029CP19	Suits 19mm tube	Chrome Plate

Towel Rail Centre Bracket

- Packed in singles
- For use with 025 tubing
- Fixings supplied

5 YEAR WARRANTY



Code	Description	Finish
024SC19CBP	Suits 19mm tube	Satin Chrome
024CP19CBP	Suits 19mm tube	Chrome Plate
024PW19CBP	Suits 19mm tube	Powder Coat White
024PB19CBP	Suits 19mm tube	Matt Black

Towel Rail End Bracket

- Packed in pairs
- For use with 025 tubing
- Fixings supplied

5 YEAR WARRANTY



Code	Description	Finish
024SC19TBP	Suits 19mm tube	Satin Chrome
024CP19TBP	Suits 19mm tube	Chrome Plate
024PW19TBP	Suits 19mm tube	Powder Coat White
024PB19TBP	Suits 19mm tube	Matt Black





Towel Rail Tubing – Aluminium

- Sizes: 600-2400mm
- Available in 19mm diameter

19mm Tubing

Code	Description	Finish
025CP19600	600mm	Chrome Plate
025SC19600		Satin Chrome
025PB19600		Matt Black
025PW19600		Powder Coat White
025CP19900	900mm	Chrome Plate
025SC19900		Satin Chrome
025PB19900		Matt Black
025PW19900		Powder Coat White
025CP191200	1200mm	Chrome Plate
025SC191200		Satin Chrome
025PW191200		Powder Coat White
025CP191800	1800mm	Chrome Plate
025SC191800		Satin Chrome
025PB191800		Matt Black
025PW191800		Powder Coat White
025CP192400	2400mm	Chrome Plate
025SC192400		Satin Chrome
025PW192400		Powder Coat White



Towel Rail Tubing – Stainless Steel

- Sizes: 900-3600mm
- Available in 16mm, 19mm, 25mm diameters

19mm Tubing

Code	Description	Finish
027SS192000	2000mm	Stainless Steel

25mm Tubing

Code	Description	Finish
027SS252000	2000mm	Stainless Steel



Towel Rail Tubing – Steel

- Sizes: 900-3600mm
- Available in 16mm, 19mm, 25mm diameters

16mm Tubing

Code	Description	Finish
026CP16900	900mm	Chrome Plate
026CP161200	1200mm	Chrome Plate
026CP161800	1800mm	Chrome Plate
026CP162700	2700mm	Chrome Plate
026CP163000	3000mm	Chrome Plate

19mm Tubing

Code	Description	Finish
026CP19900	900mm	Chrome Plate
026CP191200	1200mm	Chrome Plate
026CP191800	1800mm	Chrome Plate
026CP192400	2400mm	Chrome Plate
026CP192700	2700mm	Chrome Plate

25mm Tubing

Code	Description	Finish
026CP25900	900mm	Chrome Plate
026CP251200	1200mm	Chrome Plate
026CP251800	1800mm	Chrome Plate
026CP253600	3600mm	Chrome Plate

Oval Rail Tubing End Support

Code	Description	Finish
023CP15	1 Pair	Chrome Plate



Oval Tube Hanging Hook

Code	Finish
373CP	Chrome Plate



Oval Rail Tube Centre Support

Code	Finish
023CP15C	Chrome Plate



Oval Rail Tubing

Sizes: 1200mm, 1800mm, 2400mm



15mm Tubing

Code	Description	Finish
023CP151200	1200mm	Chrome Plate
023CP151800	1800mm	Chrome Plate
023CP152400	2400mm	Chrome Plate

Oval Pillar End

Code	Description	Finish
023CP15T	1 Pair	Chrome Plate



Grab Rails

25mm Diameter Grab Rail Tube

- Polished 304 grade stainless steel
- Residential use only
- Knurled grip area
- Concealed screw fixing

QUALITY STAINLESS STEEL 5 YEAR WARRANTY



Code	Description	Finish
530GR300SS	300mm	Stainless Steel
530GR400SS	400mm	Stainless Steel
530GR900SS	900mm	Stainless Steel

25mm Diameter L Shape Tube

- Polished 304 grade stainless steel
- Residential use only
- Knurled grip area
- Concealed screw fixing
- 400 x 400mm L shape

QUALITY STAINLESS STEEL 5 YEAR WARRANTY




Code	Finish
535GRB400SS	Stainless Steel

25mm Diameter Angle Grab Rail Tube

- Polished 304 grade stainless steel
- Residential use only
- Knurled grip area
- Concealed screw fixing
- 45 degree curve

QUALITY STAINLESS STEEL 5 YEAR WARRANTY



Code	Finish
535GRB150SS	Stainless Steel

Grab Rails - Commercial

32mm Diameter Grab Rail Tube

- Polished 304 grade stainless steel
- Knurled grip area
- Concealed screw fixing
- Fixing supplied

QUALITY STAINLESS STEEL 10 YEAR WARRANTY



Code	Description	Finish
MNC600GR	610mm length	Stainless Steel
MNC450GR	450mm length	Stainless Steel

32mm Diameter L Shape Tube

- 750 x 750mm L shape
- Polished 304 grade stainless steel
- Knurled grip area
- Concealed screw fixing
- Fixing supplied

QUALITY STAINLESS STEEL 10 YEAR WARRANTY



Code	Description	Finish
MNC750GR	32mm tube diameter	Stainless Steel

Indicator Bolts



Indicator Bolt

- Made from zinc diecast
- Suitable for timber and metal doors
- Suit doors 28-45mm thick
- Surface mounted
- Screws supplied

5 YEAR WARRANTY

Code	Finish
306SSC	Satin Chrome



Indicator Bolt

- Made from 304 grade stainless steel
- Suitable for timber and metal doors
- Suit doors 28-45mm thick
- Surface mounted
- Screws supplied

QUALITY STAINLESS STEEL 5 YEAR WARRANTY

Code	Finish
710SS	Stainless Steel



Indicator Hook

- Stainless indicator hook
- Suits 28-50mm thick
- Surface mounted with 6 fixing points to choose
- 6mm square spindle
- Suit sliding and hinged doors

QUALITY STAINLESS STEEL 5 YEAR WARRANTY

Code	Finish
790SS	Stainless Steel

Roller Catch Ball

- Plastic diecast steel and brass
- 23 x 55mm
- Finish indicates striker colour
- Adjustable brass roller
- Fixings supplied

TRADE PACK 5 YEAR WARRANTY

Code	Description	Finish
333SC		Satin Chrome
333SCB	Trade pack	Satin Chrome
333BR		Brass



Roller Catch Double

- Made from steel die-cast with zinc plating

TRADE PACK ZINC PLATED 5 YEAR WARRANTY

Code	Description	Finish
334ZC		Zinc
334ZCB	Trade pack	Zinc





16

KICKPLATES, NUMBERS & LETTERS

Our range of kickplates, house numbers, and letters brings together style and practicality for both residential and commercial spaces. Kickplates are a simple yet effective way to protect your doors from everyday wear while adding a clean, finished look. Available in a variety of sizes and finishes, they're perfect for high-traffic areas or spaces where durability is key.

When it comes to house numbers and letters, we offer a range of options to suit various exterior styles. With simple installation and long-lasting materials, these details not only increase the curb appeal of your property but also improve visibility and functionality.

5 YEAR WARRANTY

Kick & Push Plates



Kick Plate 200mm

- 304 grade stainless steel
- 200mm high
- Suitable for commercial applications
- Pre-drilled and countersunk holes
- Stainless steel screws supplied



Code	Door Size	Plate Width	Finish
500KP610-200	610mm	585mm	Stainless Steel
500KP710-200	710mm	685mm	Stainless Steel
500KP760-200	760mm	735mm	Stainless Steel
500KP810-200	810mm	785mm	Stainless Steel
500KP860-200	860mm	835mm	Stainless Steel
500KP910-200	910mm	885mm	Stainless Steel



Kickplate 300mm

- Made from 304 grade stainless steel
- 300mm high
- 1.2mm thick
- Suitable for commercial applications
- Pre-drilled and countersunk holes
- Stainless steel screws supplied



Code	Door Size	Plate Width	Finish
501KP610-300	610mm	585mm	Stainless Steel
501KP710-300	710mm	685mm	Stainless Steel
501KP760-300	760mm	735mm	Stainless Steel
501KP810-300	810mm	785mm	Stainless Steel
501KP860-300	860mm	835mm	Stainless Steel
501KP910-300	910mm	885mm	Stainless Steel



Push Plate 300mm

- Made from brushed 304 grade stainless steel
- Blank (not engraved) push plate
- 300 high x 100mm wide
- Suitable for commercial applications
- Fixings supplied



Code	Description	Finish
502PP300-100	300mm	Stainless Steel



Engraved Push Plate 300mm

- Made from brushed 304 grade stainless steel
- Engraved Push plate
- 300 high x 100mm wide
- Suitable for commercial applications
- Fixings supplied



Code	Description	Finish
502PPENGR	300mm	Stainless Steel



Engraved Pull Plate with Handle 300mm

- Made from brushed 304 grade stainless steel
- Engraved Pull plate
- 300 high x 100mm wide
- Suitable for commercial applications
- Fixings supplied



Code	Description	Finish
502PPENGRH	300mm	Stainless Steel

Round Sign

- Made from brushed 304 grade stainless steel
- 'Push' sign for restroom doors
- Round 75mm diameter
- Suitable for commercial applications
- Fixings supplied



Code	Description	Finish
503PPTBC	Baby Change	Stainless Steel
503PPTDIS	Wheelchair Accessible	Stainless Steel
503PPTM	Men	Stainless Steel
503PPTM/W	Men/Women	Stainless Steel
503PPTW	Women	Stainless Steel
503PULPR	Pull	Stainless Steel
503PUSPR	Push	Stainless Steel
503PPSH	Shower	Stainless Steel

Indicator Bolts

Numbers 0-9 – Concealed Fix

- Made from 304 grade stainless steel
- Fixings supplied



100mm / 2mm thick

Code	Number	Finish
721SS1000	0	Stainless Steel
721SS1001	1	Stainless Steel
721SS1002	2	Stainless Steel
721SS1003	3	Stainless Steel
721SS1004	4	Stainless Steel
721SS1005	5	Stainless Steel
721SS1006	6	Stainless Steel
721SS1007	7	Stainless Steel
721SS1008	8	Stainless Steel
721SS1009	9	Stainless Steel
721PB1000	0	Matt Black
721PB1001	1	Matt Black
721PB1002	2	Matt Black
721PB1003	3	Matt Black
721PB1004	4	Matt Black
721PB1005	5	Matt Black
721PB1006	6	Matt Black
721PB1007	7	Matt Black
721PB1008	8	Matt Black
721PB1009	9	Matt Black

155mm / 2mm thick

Code	Number	Finish
721SS1550	0	Stainless Steel
721SS1551	1	Stainless Steel
721SS1552	2	Stainless Steel
721SS1553	3	Stainless Steel
721SS1554	4	Stainless Steel
721SS1555	5	Stainless Steel
721SS1556	6	Stainless Steel
721SS1557	7	Stainless Steel
721SS1558	8	Stainless Steel
721SS1559	9	Stainless Steel
721PB1550	0	Matt Black
721PB1551	1	Matt Black
721PB1552	2	Matt Black
721PB1553	3	Matt Black
721PB1554	4	Matt Black
721PB1555	5	Matt Black
721PB1556	6	Matt Black
721PB1557	7	Matt Black
721PB1558	8	Matt Black
721PB1559	9	Matt Black

Letters A-E – Concealed Fix

- Fixings supplied
- 100mm high
- 2nn thick



100mm / 2mm thick

Code	Letter	Finish
722SS100A	A	Stainless Steel
722SS100B	B	Stainless Steel
722SS100C	C	Stainless Steel
722SS100D	D	Stainless Steel
722SS100E	E	Stainless Steel

100mm / 2mm thick

Code	Letter	Finish
722PB100A	A	Matt Black
722PB100B	B	Matt Black
722PB100C	C	Matt Black
722PB100D	D	Matt Black
722PB100E	E	Matt Black



17

INOX

Inox sprays and lubricants are designed to keep your equipment running smoothly and extend its lifespan with powerful cleaning and lubrication solutions. Whether you're tackling heavy-duty tasks or need a degreaser for your machinery, our range has you covered.

From the high-performance MX4 Lanolin heavy-duty lubricant to the versatile InoX MX3 lubricant, each product is formulated for durability and effectiveness. For cleaning tough grease and dirt, the InoX chain and brake clean is the perfect choice, while our 5-litre bottles with applicator options make applying the right amount of product simple and efficient.

Available in both 500ml and 5-litre sizes, InoX lubricants and sprays provide reliable performance, ensuring your tools and machinery stay in top condition. Easy to use and designed for long-lasting results, they offer practical solutions for a wide variety of applications, from everyday maintenance to more intensive cleaning and lubrication needs.



Inox

Lanox MX4 Lanolin Heavy Duty Lubricant

- Heavy duty anti-moisture, anti-corrosion and waterproofing
- Designed for extreme climatic and humid conditions



Code	SIZE
INMX4-300	300ml

Inox MX3 Lubricant

- Anti-corrosion and anti-moisture
- Will not harm metal points or surfaces, plastics, paints, enamels, fibreglass, formica or neoprene seals



Code	SIZE
INMX3-100	100ml
INMX3-300	300ml

Chain Lubricant

- Keeps high speed chains lubricated for longer
- Helps to protect chains and sprockets from wear
- Increases the lifespan of high speed chains
- Sprays on thin, dries out thick and tacky



Code	SIZE
INMX9-300	300ml

Chain & Brake Clean

- Removes oil, grease and brake fluid without disassembly
- Quick drying
- No residue



Code	SIZE
INMX11-500	500ml

5 ltr Bottle With Applicator Bottle

- Anti-corrosion and anti-moisture
- Will not harm metal points or surfaces, plastics, paints, enamels, fibreglass, formica or neoprene seals



Code	SIZE
INMX3-5	5L

Inox MX3 Lubricant

- Anti-corrosion and anti-moisture
- Will not harm metal points or surfaces, plastics, paints, enamels, fibreglass, formica or neoprene seals



Code	SIZE
INMX3-125	125ml



18

Miles Nelson[®] Commercial



Our commercial door hardware range is designed to offer both reliability and style for high-traffic environments. Whether you're outfitting an office, a retail space, or an industrial facility, our products are built to meet the demands of everyday use while maintaining a professional look.

From door closers that ensure smooth operation to mortice locks providing enhanced security, we have solutions that keep doors functioning at their best. Our lever handles come in a variety of styles, from wide to narrow, offering the right balance of form and function. We also offer rose handles and a range of accessories that add practical style to any space.

Easy to install and made for long-lasting performance, our commercial door hardware is the ideal choice for any project. With quality and durability at the forefront, you can trust our range to keep your doors secure and operating smoothly for years to come.

To view our complete commercial hardware catalogue visit: miles-nelson.com or Scan the QR code:



MNC Door Closers

The **hydraulic 8000 series door closers** are an aluminium body finish and have a 10 year warranty. Products on this page with the fire icon have been tested on a range of timber and mineral core approved fire doors. Contact Miles Nelson for more information or check door manufacturers approved lists.

10 YEAR MECHANICAL WARRANTY



EN3 – 4 Door Closer

- Adjustable back check/delay action function
- Includes parallel fixing bracket
- Adjustable closing and latching speeds

FIRE RATED 10 YEAR MECHANICAL WARRANTY

Code	Finish
MNC8404BC/DA	Satin Chrome



EN2 – 6 Door Closer (adjustable)

- Adjustable back check/delay action function
- Includes parallel fixing bracket
- Adjustable closing and latching speeds

FIRE RATED 10 YEAR MECHANICAL WARRANTY

Code	Finish
MNC8626BC/DA	Satin Chrome
MNC8626BC/DA-BLK	Matt Black



EN2 - 3 Door Closer (With Slide Arm)

- Adjustable back check/delay action function
- Removable hold open feature
- Adjustable closing and latching speeds
- Fits in 30mm gap between door & ceiling

FIRE RATED 10 YEAR MECHANICAL WARRANTY

Code	Finish
MNC8404SABC/DA	Satin Chrome



EN2 – 4 Door Closer (With Slide Arm)

- Adjustable back check/delay action function
- Removable hold open feature
- Adjustable closing and latching speeds
- Fits in 30mm gap between door & ceiling

FIRE RATED 10 YEAR MECHANICAL WARRANTY

Code	Finish
MNC8626SABC/DA	Satin Chrome
MNC8626SABC/DA-BLK	Matt Black



Door Selector

- For double doors
- Allow self latching doors to close in correct sequence
- Fixings included
- 300mm length

FIRE RATED 10 YEAR MECHANICAL WARRANTY

Code	Finish
MNCD002	Stainless Steel



Z Bracket

- Suits 8404 and 8626
- Fixings included
- For flush mount parallel fixing

10 YEAR MECHANICAL WARRANTY

Code	Finish
MNC8000ZB	Satin Chrome



Drop Plate

- Suits 8404 and 8626
- Fixings included

10 YEAR MECHANICAL WARRANTY

Code	Finish
MNC8000DP	Satin Chrome



MNC Wide Style 87 Lever Kits

- All kits are supplied with a fire rated mortice lock and forged brass door handles suitable for commercial and residential applications
- 25 year mechanical warranty on commercial mortice lock / 10 year warranty on handles
- Includes installation template and setup instructions
- Suitable for retro fitting and new installations
- Suitable for retail or trade



Entrance Lock Kit (Non-handed)

Components

- Mortice lock: MNC5000
- Lever: MNC151/87
Lever: MNC154/87
- Snib adaptor: MNCAD5200-01
- Key barrel: MNC570 incl keys



Code	Description	Finish
MNCKITEL-NC/87	No key cylinder	Satin Chrome
MNCKITEL/87	Includes 34mm key cylinder	Satin Chrome
MNCKITEL-EXTC/87	Includes extended 41mm key cylinder (55-60mm doors)	Satin Chrome
MNCKITEL-NC/87BLK	No key cylinder	Matt Black
MNCKITEL/87BLK	Includes 34mm key cylinder	Matt Black
MNCKITEL-EXTC/87BLK	Includes extended 41mm key cylinder (55-60mm doors)	Matt Black

Storeroom Lock Kit (Non-handed)

Components

- Mortice lock: MNC5000
- Lever: MNC151/87
Lever: MNC156/87
- Key barrel: MNC570 incl keys
- Cams for storeroom & classroom functions



Code	Description	Finish
MNCKITST-NC/87	No key cylinder	Satin Chrome
MNCKITST/87	Includes 34mm key cylinder	Satin Chrome
MNCKITST-EXTC/87	Includes extended 41mm key cylinder (55-60mm doors)	Satin Chrome
MNCKITST-NC/87BLK	No key cylinder	Matt Black
MNCKITST/87BLK	Includes 34mm key cylinder	Matt Black
MNCKITST-EXTC/87BLK	Includes extended 41mm key cylinder (55-60mm doors)	Matt Black



Passage Set Kit (Non-handed)

Components

- Mortice lock: MNC5409
- Lever: MNC155/87
- Lever: MNC156/87



Code	Finish
MNCKITPS/87	Satin Chrome
MNCKITPS/87BLK	Matt Black



Large Turn Indicating Privacy Lock Kit (Non-handed)

Components

- Mortice lock: MNC5000
- Lever: MNC153i/87
- Lever: MNC154iCLT/87
- Snib adaptor: MNCAD5200-01



Code	Finish
MNCKITPRDA/87	Satin Chrome
MNCKITPRDA/87BLK	Matt Black



Privacy Lock Kit (non-handed)

Components

- Mortice lock: MNC5000
- Lever: MNC153i/87
- Lever: MNC154/87
- Snib adaptor: MNCAD5200-01



Code	Finish
MNCKITPR/87	Satin Chrome
MNCKITPR/87BLK	Matt Black

MNC Wide Style 90 Lever Kits

Entrance Lock Kit (Non-handed)

Components

- Mortice lock: MNC5000
- Lever: MNC151/90
Lever: MNC154/90
- Snib adaptor: MNCAD5200-01
- Key barrel: MNC570 incl keys



Code	Description	Finish
MNCKITEL-NC	No key cylinder	Satin Chrome
MNCKITEL	Includes 34mm key cylinder	Satin Chrome
MNCKITEL-EXTC	Includes extended 41mm key cylinder (55-60mm doors)	Satin Chrome
MNCKITEL-NC/BLK	No key cylinder	Matt Black
MNCKITEL/BLK	Includes 34mm key cylinder	Matt Black
MNCKITEL-EXTC/BLK	Includes extended 41mm key cylinder (55-60mm doors)	Matt Black

Storeroom Lock Kit (Non-handed)

Components

- Mortice lock: MNC5000
- Lever: MNC151/90
Lever: MNC156/90
- Key barrel: MNC570 incl keys
- Cams for storeroom & classroom functions



Code	Description	Finish
MNCKITST-NC	No key cylinder	Satin Chrome
MNCKITST	Includes 34mm key cylinder	Satin Chrome
MNCKITST-EXTC	Includes extended 41mm key cylinder (55-60mm doors)	Satin Chrome
MNCKITST-NC/BLK	No key cylinder	Matt Black
MNCKITST/BLK	Includes 34mm key cylinder	Matt Black
MNCKITST-EXTC/BLK	Includes extended 41mm key cylinder (55-60mm doors)	Matt Black



Passage Set Kit (Non-handed)

Components

- Mortice lock: MNC5409
- Lever: MNC155/90
- Lever: MNC156/90



Code	Finish
MNCKITPS	Satin Chrome
MNCKITPS/BLK	Matt Black



Large Turn Indicating Privacy Lock Kit (Non-handed)

Components

- Mortice lock: MNC5000
- Lever: MNC153i/90
- Lever: MNC154iCLT/90
- Snib adaptor: MNCAD5200-01



Code	Finish
MNCKITPRDA	Satin Chrome
MNCKITPRDA/BLK	Matt Black



Privacy Lock Kit (non-handed)

Components

- Mortice lock: MNC5000
- Lever: MNC153i/90
- Lever: MNC154/90
- Snib adaptor: MNCAD5200-01



Code	Finish
MNCKITPR	Satin Chrome
MNCKITPR/BLK	Matt Black

Warranty Information

2 YEAR ELECTRIC & MECHANICAL WARRANTY

Products covered: Electronic entry and deadbolt. MN7000 Series, MN8000 Series, MN9000L & MN9000R.

All electrical and electronic components used in Miles Nelson range of products excluding batteries are guaranteed for a period of 3 years from the date of proof of purchase, unless otherwise stated.

Miles Nelson assumes no liability under the warranty for the following:

- 1. Improper installation or failure to follow fitting instructions.
- 2. Failure due to improper maintenance.
- 3. Fair wear and tear.
- 4. Indirect or consequential loss or damage.
- 5. Cost of removal and / or replacement.
- 6. Cost of freight and / or travelling time.
- 7. Damage to or deterioration of plated finishes (soft finishes) or finishes exposed to a corrosive environment. As deterioration is possible under some environmental conditions.
- 8. Any modification or repairs to a product, as supplied unless authorised by Miles Nelson.
- 9. Use of replacement parts other than authorised parts.
- 10. Malfunction or failure of the product due to the use of non-genuine Miles Nelson parts.

5 YEAR WARRANTY

Products covered: All General Hardware Products including Bannister Brackets, Bathroom Fittings, Cabinet Hardware & Handles, Cabin Hooks, Door Fittings, Door Stops, Hinges, Hooks, Kickplates, Push Plates, Grab Rails, Letterbox Letters & Numbers, Neck Bolts, Security Fittings (excluding the Patio Bolts, Mini Bolts, Restrictor Stays and Security Window Stays) and Socket Bolts.

These products are warranted to be free from mechanical and workmanship defects for 5 years from the original date of purchase.

If a mechanical defect occurs simply return the product together with proof of purchase to point of purchase for replacement.

Over time the surface may deteriorate if exposed to adverse atmospheric conditions caused by sea, air and weather. Finish deterioration caused by exposure to adverse atmospheric conditions or occurring from the use of paints, solvents, acid cleaners or scratching from keys is not considered a defect in the finish and is not covered by the warranty conditions.

Likewise the warranty does not cover damage caused by incorrect installation, accident, neglect or other factors over which Miles Nelson have no control and as such Miles Nelson shall not be held liable for any losses or expenses such as loss of use, damage to property or consequential damages or expenses.

10 YEAR WARRANTY

Products covered: Miles Nelson Commercial Door Furniture, Miles Nelson Commercial Door Closers, Door Handles & Pulls, Restrictor Stays, Security Window Stays, Patio Bolts and Mini Bolts, Rollers, Barndoors, Cavity Slider Sets, Gripsets, Cambridge & Hawthorn Leversets, Olympus & Bala Knobsets.

These products are warranted to be free from workmanship defects for 10 years from the original date of purchase. If a defect is detected simply return the product together with proof of purchase to the supplier for replacement. Products are designed for interior residential applications, unless otherwise stated.

Over time the surface may deteriorate if exposed to adverse atmospheric conditions caused by sea, air and weather. Finish deterioration caused by exposure to adverse atmospheric conditions or occurring from the use of ammoniated detergents, metal polishes, solvents, corrosive environments or other abrasive agents or scratching from keys is not considered a defect in the finish and as such is not covered by the warranty.

Likewise, the warranty does not cover damage caused by incorrect installation, accident, neglect or other factors over which Miles Nelson have no control and as such Miles Nelson shall not be held liable for any losses or expenses such as loss of use, damage to property or consequential damages or expenses.

10 YEAR MECHANICAL WARRANTY

Products covered: S Range and Milano door handles.

These products are warranted to be free from mechanical and workmanship defects for 10 years from the original date of purchase. If a mechanical defect occurs simply return the product together with proof of purchase to point of purchase for replacement.

This warranty does not cover the finish, defects or damage arising from improper installation, incorrect product application, improper maintenance, storage, shipping, handling or normal wear and tear or products used in commercial applications as "Commercial" is defined as any application other than those found on private residences.

25 YEAR MECHANICAL WARRANTY

Miles Nelson Manufacturing Ltd guarantees its products against defects in workmanship and materials. Should the product develop fault within its normal working life, Miles Nelson will repair or replace product of the same or equivalent product free of charge. Miles Nelson Manufacturing Ltd assumes no liability under this guarantee for the following.

- 1. Incorrect installation or failure to follow instructions.
- 2. Failure through improper maintenance or fair wear and tear.
- 3. Loss or damage costs incurred either indirect or consequential.
- 4. Cost of removal, replacement, and/or travelling time.
- 5. Any modification to the product from its original supplied operation design.
- 6. Plated finishes deterioration under some climatic conditions or chemical environment are exempt from this guarantee.

Miles Nelson Manufacturing Ltd reserves the right to determine whether or not any fault is caused by defects in workmanship or that any product is defective. Product specification and design improvement may change as a result of our continued commitment to quality, materials and development program. Consumer Guarantees act does not apply.

B BRASS LIFETIME GUARANTEE

The lifetime warranty covers the integrity of the product(s) base material and as such the product is guaranteed to be free from material defects for the lifetime of the product.

The product finish is subject to the same conditions that apply to the 5 year warranty, as above.

CU COPPER MAINTENANCE

While copper is extremely aesthetically pleasing, it also has an inherent ability to kill a wide range of harmful microbes relatively rapidly – often within two hours or less which makes it the perfect metal to use on a door with a lot of use. This plus its durability makes it perfectly suited to New Zealand's coastal environment and will last a lifetime. The natural tendency of the 100% hand finished pure copper is to show its perfect imperfections, a realness that will age organically over time. This ageing process can give a sense of life and history to the hardware.

Over time the surface may deteriorate if exposed to adverse atmospheric conditions caused by sea, air and weather. Finish deterioration caused by exposure to adverse atmospheric conditions or occurring from the use of paints, solvents, acid cleaners or scratching from keys is not considered a defect in the finish and is not covered by the warranty conditions.

However, if the "as new" look is desired, then maintenance with an approved cleaner will ensure the mirror finish will always be maintained.

Clean regularly using Brasso or something similar with a soft cloth or soft brush. Do not use abrasive cleaners or a scouring pad of any type as they may cause excessive wear and dull the finish.

304 QUALITY STAINLESS STEEL

316 MARINE GRADE STAINLESS STEEL

S QUALITY STAINLESS STEEL

There are two types of stainless steel commonly used in the hardware industry, 304 grade and 316 (marine) grade. 316 grade stainless has molybdenum as an additive that improves its resistance to pitting and corrosion and should be used when exposed to seaside conditions.

With a little bit of care you can minimise, if not prevent tea staining and get years of visual enjoyment from your stainless steel.

Tea staining can be described as: discolouration of the surface of stainless steel that does not affect the structural integrity or the longevity of the material. Tea staining of stainless steels occurs most commonly in coastal areas and becomes progressively worse the closer you get to water (note that most of New Zealand is considered a coastal area). Other factors such as pollution, higher temperatures and humidity can also increase the effect.

To prevent tea staining, perform regular maintenance – Wash regularly with clean fresh water, mild detergent and a cloth or soft brush. After washing rinse in clean water and wipe the surface dry with a soft absorbent cloth remembering to go with the grain on brushed stainless steel. Generally, you should wash your stainless steel every time you wash your windows or every three months. Do not use abrasive cleaners or a scouring pad of any type as they may cause excessive wear and dull the finish.



WEBSITE UPDATE
B2B TRADE PORTAL

We've recently launched a new trade portal exclusively for our wholesale customers. Designed to streamline your ordering process, the portal offers real-time stock updates, instant pricing, and much more. With these features, managing your orders has never been easier or more efficient—saving you time and boosting your business productivity.

Follow us on:



P: 0800 663 5766

E: info@milesnelson.co.nz

PO Box: 31 043 | Milford, Auckland

To view the full
range of products
visit our website:
milesnelson.co.nz

